

DiskBoss

FILE MANAGEMENT



Product Features

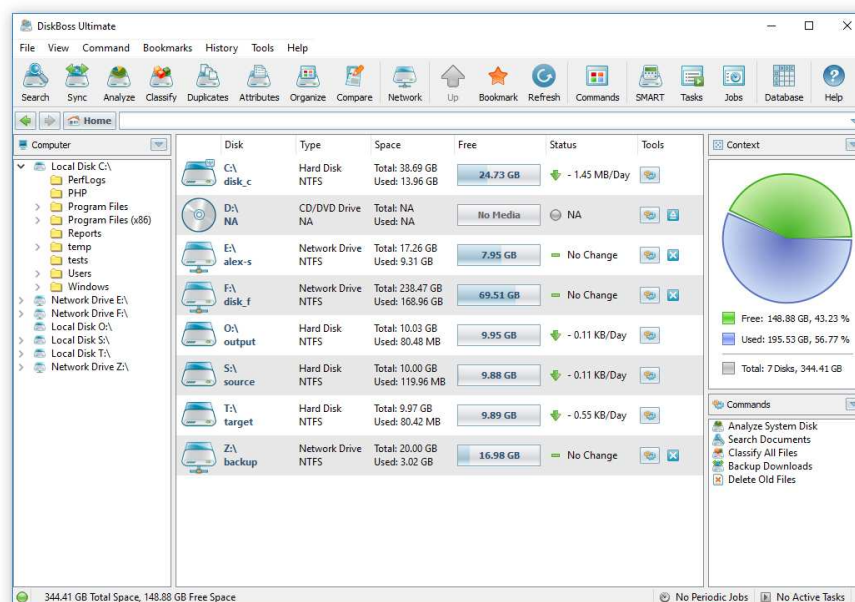
Version 16.5

Mar 2026

www.diskboss.com
info@flexense.com
Flexense Ltd.

Product Overview

DiskBoss is an automated, policy-based data management solution allowing one to analyze disks, directories and network shares, classify and categorize files, search and cleanup duplicate files, compare directories and files, perform automated file management operations according to user-defined rules and policies, synchronize disks, directories and network shares, perform bulk file delete and secure data wiping operations, detect unauthorized changes in files and directories, etc.



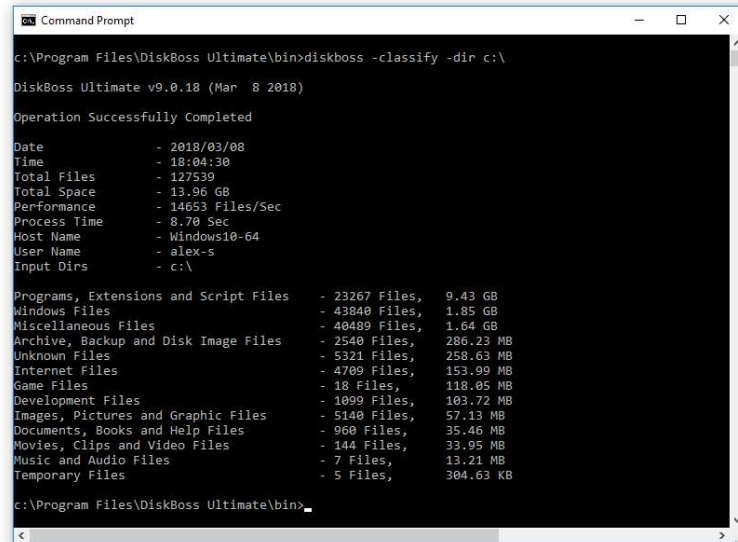
All disk space analysis and file management operations are integrated into a centralized and easy-to-use GUI application allowing one to pre-configure disk analysis and file management operations as user-defined commands and execute any required command in a single mouse click using the DiskBoss GUI application or direct desktop shortcuts.

- Disk Space Analysis
- File Classification and Organizing
- Duplicate Files Search and Cleanup
- Bulk File Delete and Secure Data Wiping
- Automated, Policy-Based File Management
- Real-Time Disk Change Monitoring
- High-Speed File Synchronization
- Secure File Transfer Operations
- File Integrity Monitoring

DiskBoss allows one to generate various types of disk space usage pie charts and save HTML, PDF, Excel, text, JSON, CSV and XML reports for all types of disk space analysis operations. The user is provided with the ability to categorize and filter analysis and file classification results and perform file management operations on specific types or categories of files.

IT administrators are provided with extensive SQL database integration capabilities allowing one to submit disk space analysis, file classification, duplicate files search and disk change monitoring reports into an SQL database. Reports from multiple servers and NAS storage devices may be submitted to a centralized SQL database allowing one to display charts showing the used disk space, file categories and duplicate files per user or per server and providing an in-depth visibility into how the disk space is used, what types of files are stored and how much space is wasted on duplicate files across the entire enterprise.

In addition to the DiskBoss GUI application, IT and storage administrators are provided with the DiskBoss command line utility, which can be used to execute all types of analysis and file management operations from batch files and shell scripts. The command line utility provides an extensive set of command line options allowing one to execute various types of disk space analysis, file synchronization, data migration and bulk file delete operations pre-configured for user-custom needs and hardware configurations.



```

c:\Program Files\DiskBoss Ultimate\bin>diskboss -classify -dir c:\

DiskBoss Ultimate v9.0.18 (Mar  8 2018)

Operation Successfully Completed

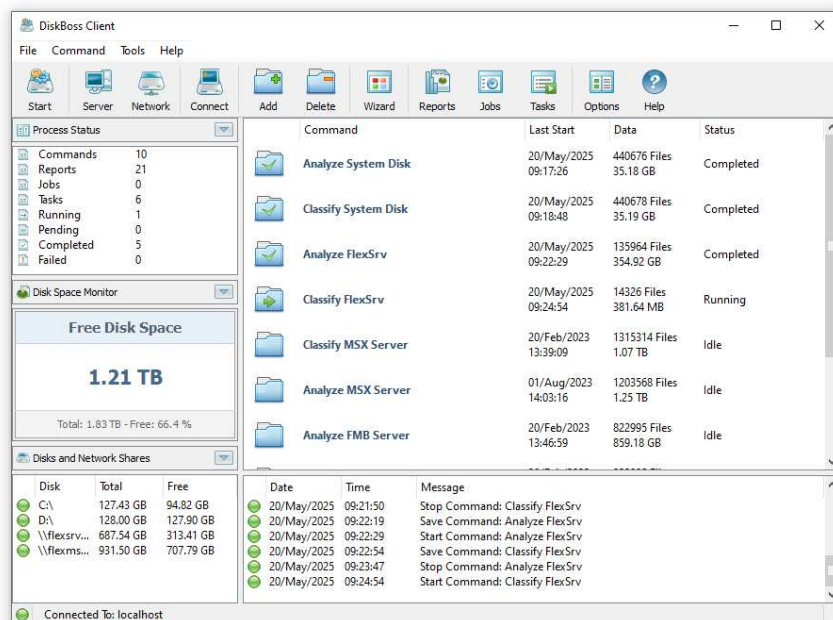
Date           - 2018/03/08
Time           - 18:04:30
Total Files    - 127539
Total Space    - 13.96 GB
Performance   - 14653 Files/Sec
Process Time   - 8.70 Sec
Host Name      - Windows10-64
User Name     - alex-s
Input Dirs     - c:\

Programs, Extensions and Script Files - 23267 Files, 9.43 GB
Windows Files                          - 43840 Files, 1.85 GB
Miscellaneous Files                    - 40489 Files, 1.64 GB
Archive, Backup and Disk Image Files   - 2540 Files, 286.23 MB
Unknown Files                          - 5321 Files, 258.63 MB
Internet Files                         - 4709 Files, 153.99 MB
Game Files                              - 18 Files, 118.05 MB
Development Files                      - 1099 Files, 103.72 MB
Images, Pictures and Graphic Files      - 5140 Files, 57.13 MB
Documents, Books and Help Files        - 960 Files, 35.46 MB
Movies, Clips and Video Files          - 144 Files, 33.95 MB
Music and Audio Files                  - 7 Files, 13.21 MB
Temporary Files                        - 5 Files, 304.63 KB

c:\Program Files\DiskBoss Ultimate\bin>

```

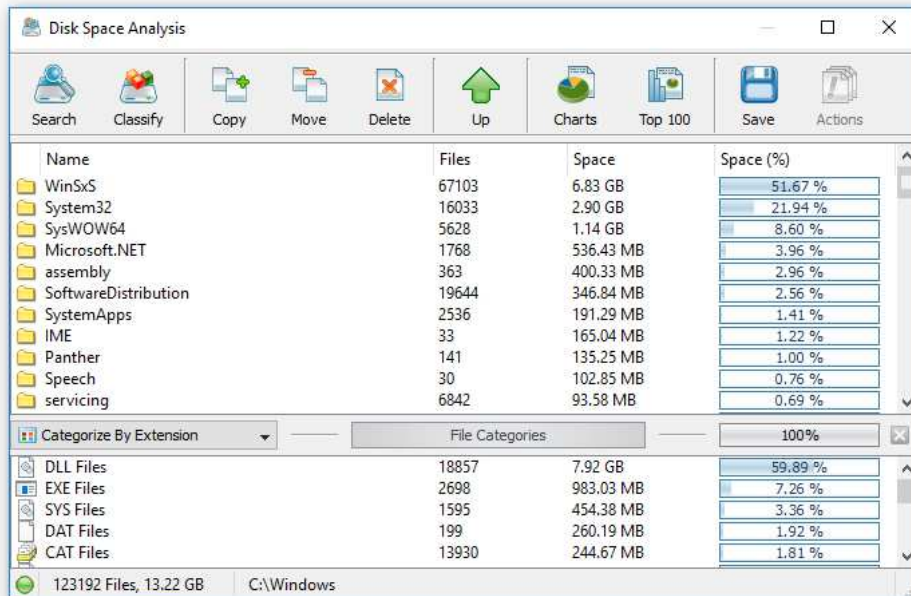
Finally, IT professionals and enterprise customers are provided with DiskBoss Server – a server-based product version, which runs in the background as a service and is capable of performing all type of disk space analysis and file management operations in a fully automatic and unattended mode according to a user-specified schedule.



DiskBoss Server can be controlled locally or through the network using the DiskBoss client GUI application or the command line utility. DiskBoss Server provides the ability to pre-configure various types of disk space analysis and/or policy-based file management operations, schedule periodic jobs, save analysis reports into a number of different formats, export analysis results to an SQL database, periodically synchronize disks, directories and network shares and monitor critical disks and directories for unauthorized changes.

Disk Space Usage Analysis

DiskBoss provides advanced disk space usage analysis capabilities allowing one to analyze one or more local disks, network shares or NAS storage devices and easily identify directories and files holding significant amounts of the disk space, generate various types of pie charts and save disk space analysis reports.

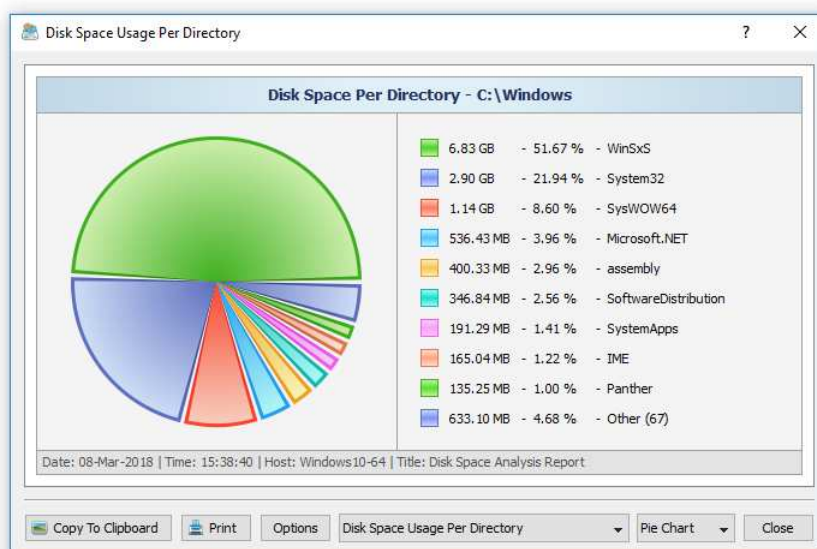


Name	Files	Space	Space (%)
WinSxS	67103	6.83 GB	51.67 %
System32	16033	2.90 GB	21.94 %
SysWOW64	5628	1.14 GB	8.60 %
Microsoft.NET	1768	536.43 MB	3.96 %
assembly	363	400.33 MB	2.96 %
SoftwareDistribution	19644	346.84 MB	2.56 %
SystemApps	2536	191.29 MB	1.41 %
IME	33	165.04 MB	1.22 %
Panther	141	135.25 MB	1.00 %
Speech	30	102.85 MB	0.76 %
servicing	6842	93.58 MB	0.69 %

File Categories	Files	Space	Space (%)
DLL Files	18857	7.92 GB	59.89 %
EXE Files	2698	983.03 MB	7.26 %
SYS Files	1595	454.38 MB	3.36 %
DAT Files	199	260.19 MB	1.92 %
CAT Files	13930	244.67 MB	1.81 %

123192 Files, 13.22 GB C:\Windows

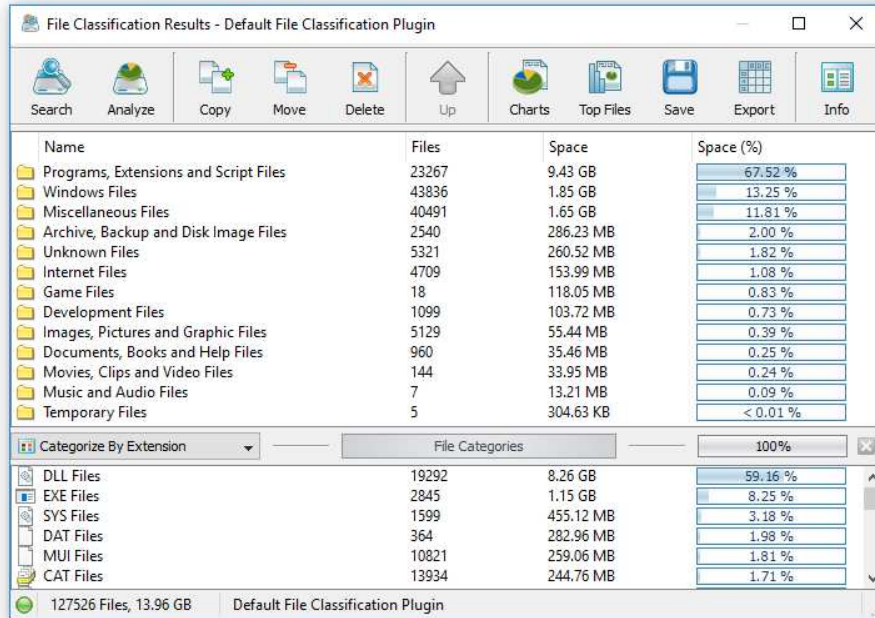
The user is provided with the ability to browse files and directories sorted by the used disk space, categorize and filter analysis results by the file extension, file type, file size, creation, modification and last access date, user name, etc. and easily identify disk space usage hotspots. In addition, DiskBoss allows one to perform file management operations on analysis results, generate pie charts and export disk space usage reports into a number of standard formats such as HTML, PDF, Excel, XML, JSON, CSV and text.



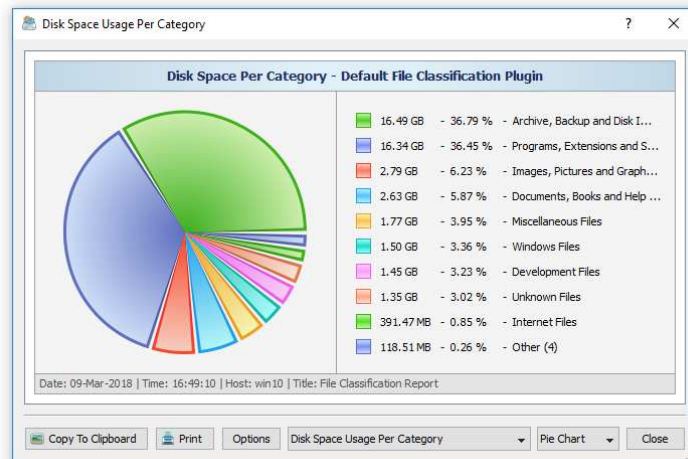
Finally, IT and storage administrators are provided with extensive SQL database integration capabilities allowing one to submit disk space analysis reports from a number of servers and NAS storage devices to a centralized SQL database and perform advanced disk space usage history trend analysis operations, analyze disk space usage per server and/or per user.

File Classification and Categorization

DiskBoss is capable of scanning disks, network shares and NAS storage devices and classifying files using a number of different types of file classification plug-ins. DiskBoss automatically recognizes more than 3,500 types of files and allows one to browse the categorized file hierarchy, generate various type of pie charts, save file classification reports, perform file management operations on categories of files and physically reorganize files according to user-defined rules and policies.



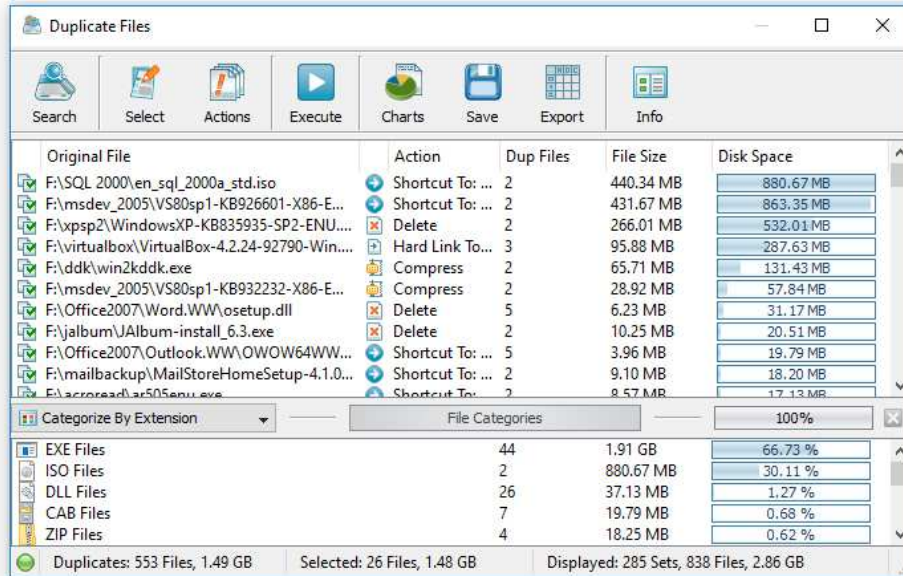
The user is provided with the ability to categorize and filter file classification results allowing one to precisely focus on specific types of files or file groups. In addition, DiskBoss allows one to generate pie charts and export file classification results into a number of standard formats such as HTML, PDF, Excel, XML, text, JSON and CSV.



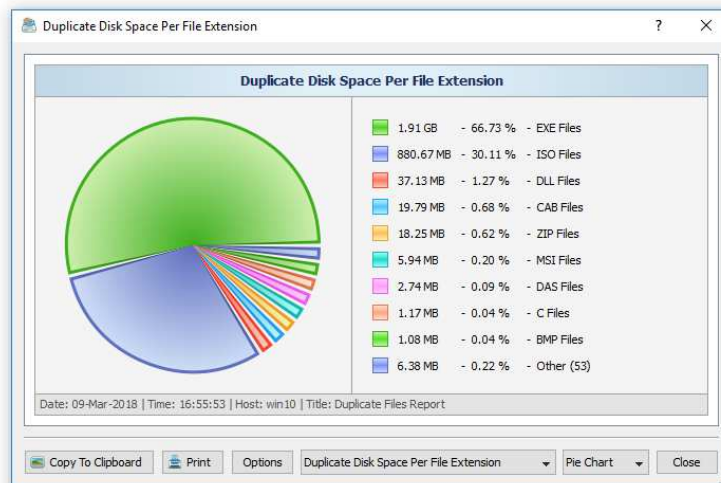
DiskBoss provides a number of file classification plugins allowing one to classify files by the file type, extension, user name, file size, last access, modification and creation times, etc. In addition, IT and storage administrators are provided with the ability to design custom file classification plugins using an open and easy-to-use XML-based format. Finally, DiskBoss provides the ability to submit file classification reports from multiple servers and NAS storage devices to a centralized SQL database allowing one perform history trend analysis operations, analyze disk space usage trends per server and per user.

Duplicate Files Search and Cleanup

DiskBoss includes a built-in duplicate files finder, which provides a large number of advanced features and capabilities allowing one to search and cleanup duplicate files in servers, NAS storage devices and enterprise storage systems. The DiskBoss duplicate files finder allows one to search duplicate files, generate various types of pie charts, save reports, delete duplicate files, replace duplicate files with links and move compressed duplicate files to another location.



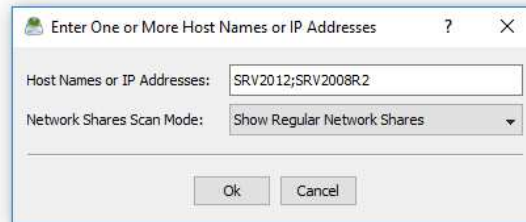
The user is provided with the ability to categorize and filter duplicate files by the file type, extension, category, file size, user name, creation, modification and last access date, etc. allowing one to precisely focus on specific types of duplicate files or groups of duplicate files. Moreover, DiskBoss allows one to generate pie charts and save reports to a number of standard formats including HTML, PDF, Excel, XML, JSON, text and CSV.



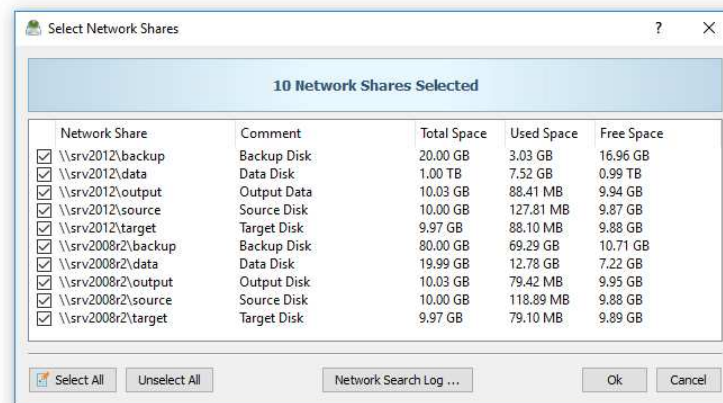
IT and storage administrators are provided with policy-based duplicate files search and removal capabilities allowing one to define automatic duplicate files search and cleanup policies, which can be executed in a fully automatic mode using DiskBoss Server or the command line utility. Finally, enterprise customers are provided with the ability to submit reports from multiple servers and NAS storage devices to a centralized SQL database allowing one to analyze duplicate files per server and per user across the entire enterprise.

Analyzing Files in Servers and NAS Storage Devices

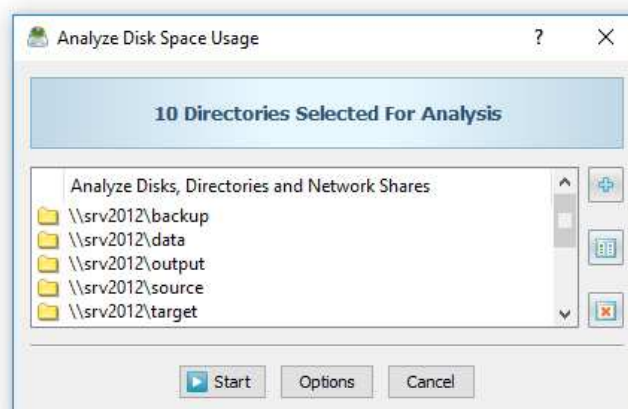
DiskBoss allows one to analyze disk space, classify files, detect duplicate files and search files in all network shares of one or more servers or NAS storage devices. In order to analyze one or more servers, open an analysis operation dialog, press the 'Add' button located on the right side of the list of analysis locations, select the 'Servers or NAS Devices' mode and enter one or more host names or IP addresses separated by the semicolon (;) character.



DiskBoss will scan the network and show a list of network shares detected in the specified servers and NAS storage devices allowing one to select one or more network shares that should be processed. In order to be able to use this feature, the user needs to have permissions to access network shares.

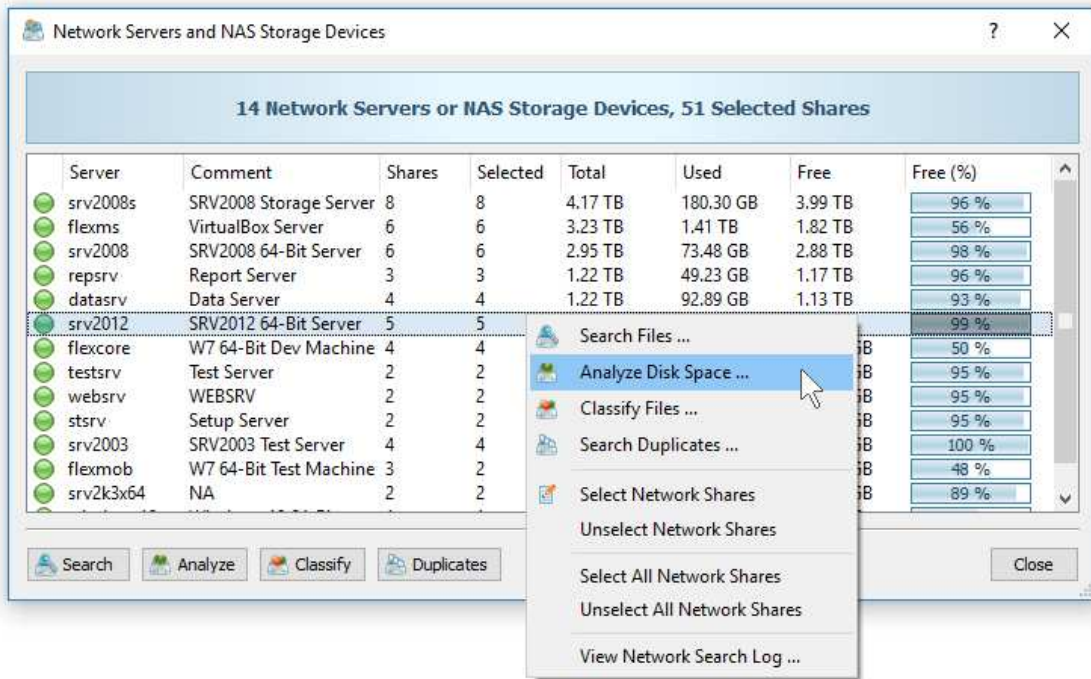


The network shares scanning operation may be performed multiple times for different servers and NAS storage devices and an unlimited number of network shares from different servers may be added to the analysis operation. During runtime, DiskBoss will process all the specified network shares in parallel using all CPUs and/or CPU-cores available in the host computer DiskBoss is running on.

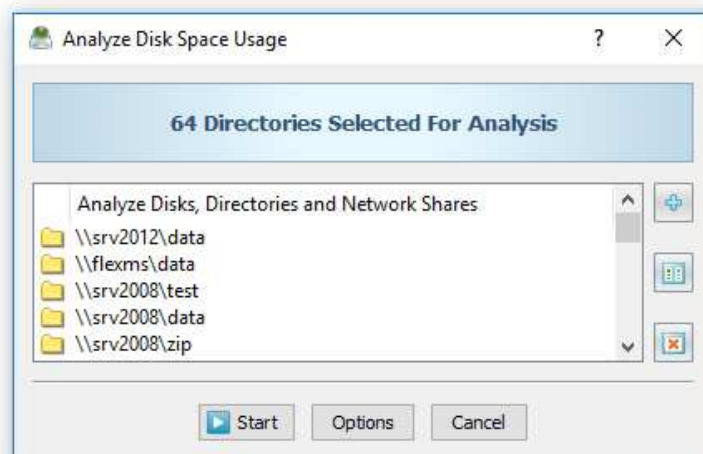


Analyzing All Servers and NAS Devices on the Network

Another option is to analyze, classify and or search files in all servers and/or NAS storage devices available on the network. In order to analyze all servers on the network, press the 'Network' button located on the main toolbar and wait until DiskBoss will finish searching network servers and NAS storage devices.



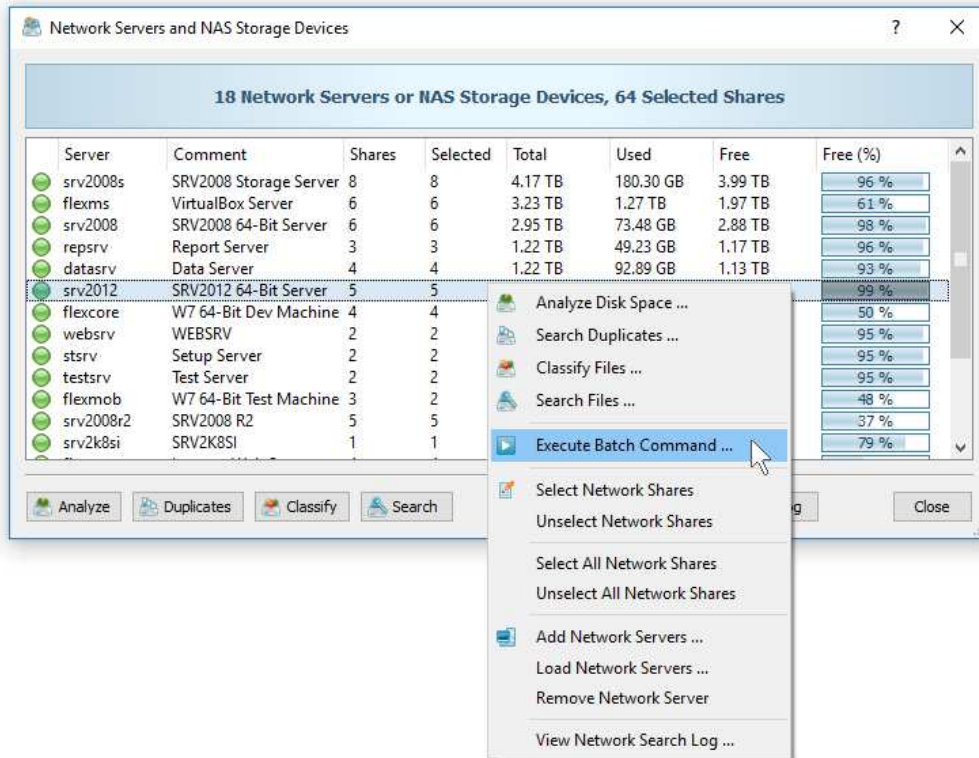
DiskBoss will scan the network and show a list of servers and NAS storage devices detected on the network. In order to analyze one or more network servers or NAS storage devices, select the required servers and NAS devices, press the right mouse button and select the 'Analyze Disk Space' menu item.



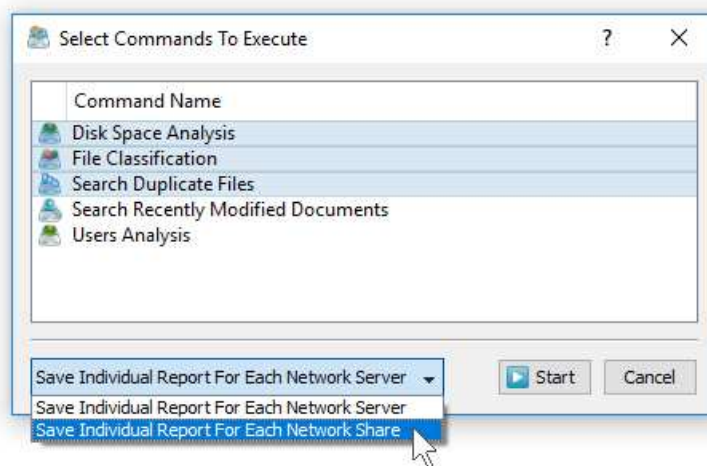
DiskBoss will scan the selected servers and show a list of network shares detected in the servers and NAS storage devices allowing one to select one or more network shares that should be analyzed. During runtime, DiskBoss will process the selected network shares in parallel using all CPUs available in the host computer DiskBoss is running on. In order to be able to use this feature, the user needs to have permissions to access network shares.

Batch Analysis and File Search Operations

DiskBoss Server and DiskBoss Enterprise provide the ability to execute disk space analysis, file search, file classification and duplicate files search operations on hundreds of network servers and NAS storage devices and generate an individual report for each analyzed server or NAS storage device.



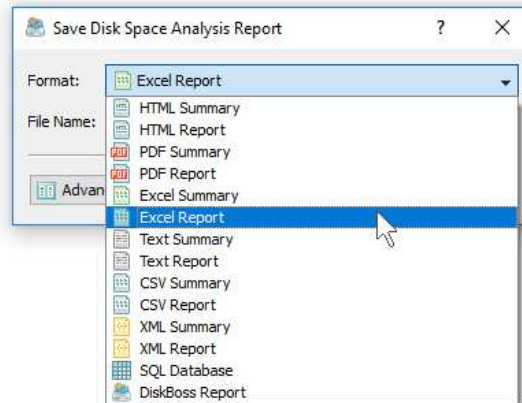
In the simplest case, press the 'Network' button located on the main toolbar, search all network servers and NAS storage devices on the network, select one or more servers to be analyzed, press the right mouse button and select the 'Execute Batch Command' menu item.



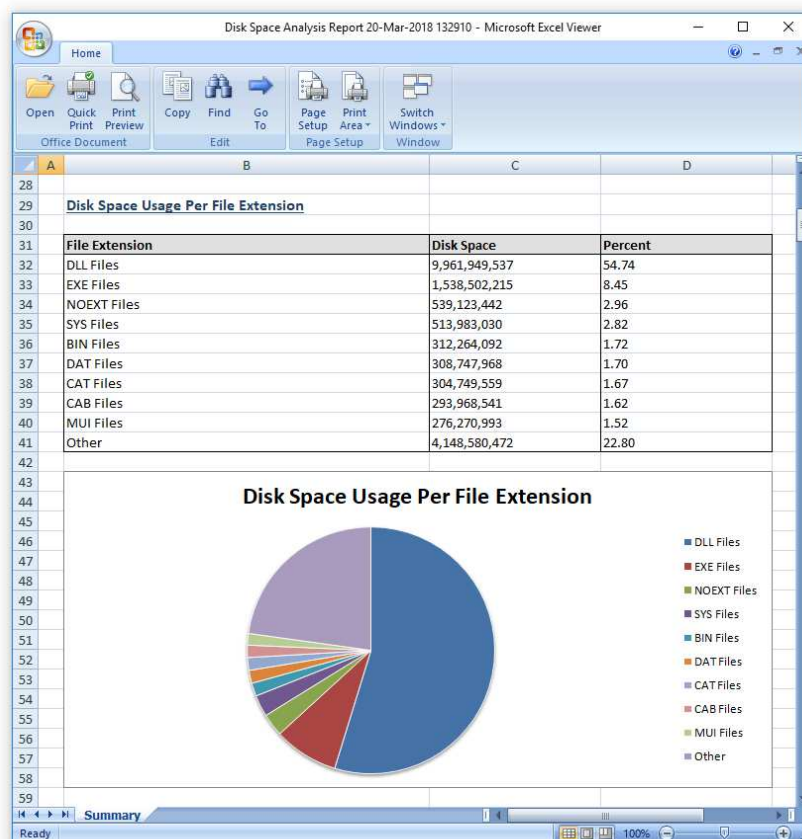
DiskBoss will show a list of pre-configured disk space analysis, file search, file classification and duplicate files search commands allowing one to select one or more commands to be executed on all selected servers and NAS storage devices. For each analyzed server or network share, DiskBoss will save an individual disk space analysis or file search report according to the selected analysis and file search commands.

Microsoft Excel Reports

Once of the most useful capabilities of the DiskBoss data management solution is the ability to export all types of disk space analysis, file classification, duplicate files search and file search results into the Microsoft Excel format including various types graphical charts. The user is provided with the ability to export short summary reports and detailed reports.



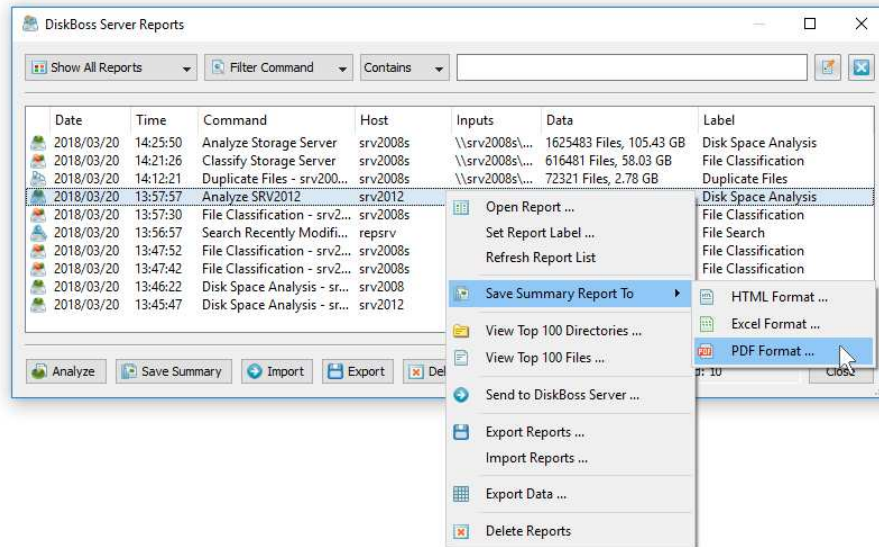
Normally, a summary report includes an overview of the performed disk space analysis, file classification or file search operation, a table showing top-level results, a table showing the top 10 categories of files and a pie chart showing the disk space usage for the top 10 categories of files.



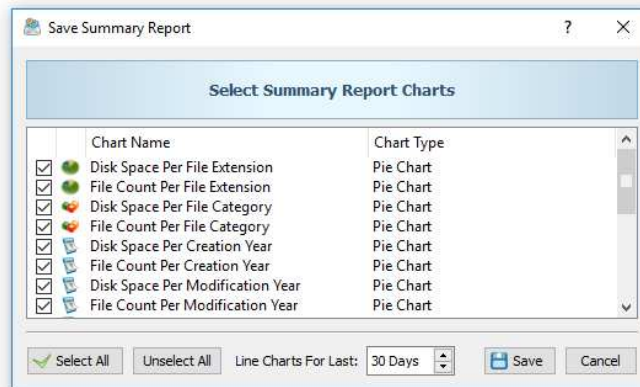
A detailed Excel report includes a summary worksheet showing the top-level results and the top 10 categories of files and a number of additional worksheets with detailed disk space analysis, file classification or file search results.

Graphical PDF Summary Reports

DiskBoss Server allows one to perform multiple types of disk space analysis, file classification and duplicate files search operations on a number of servers and NAS storage devices, submit all analysis reports to a centralized reports database and then generate summary reports containing various types of pie charts and history line charts for all analyzed servers and NAS storage devices in a single graphical PDF report file.



In order to generate a summary PDF report file, connect to the DiskBoss server using the client GUI application, perform one or more analysis, file classification or duplicate files search operations, press the 'Reports' button located on the main toolbar, select a number of disk space analysis, file classification or duplicate files search reports, press the 'Summary' button, select types of charts to include in the summary report and press the 'Save' button.

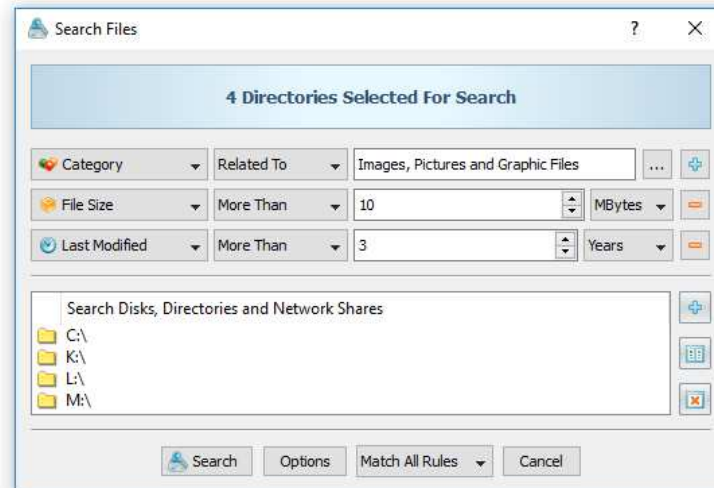


For each disk space analysis, file classification and/or duplicate files search report, DiskBoss Server may generate pie charts showing the disk space usage per file extension, the number of files per file extension, the disk space usage per file category and the number of files per file category. In addition, if analysis generated reports were configured to process and show files user names, the summary PDF report will include pie charts showing the disk space usage per user and the number of files per user.

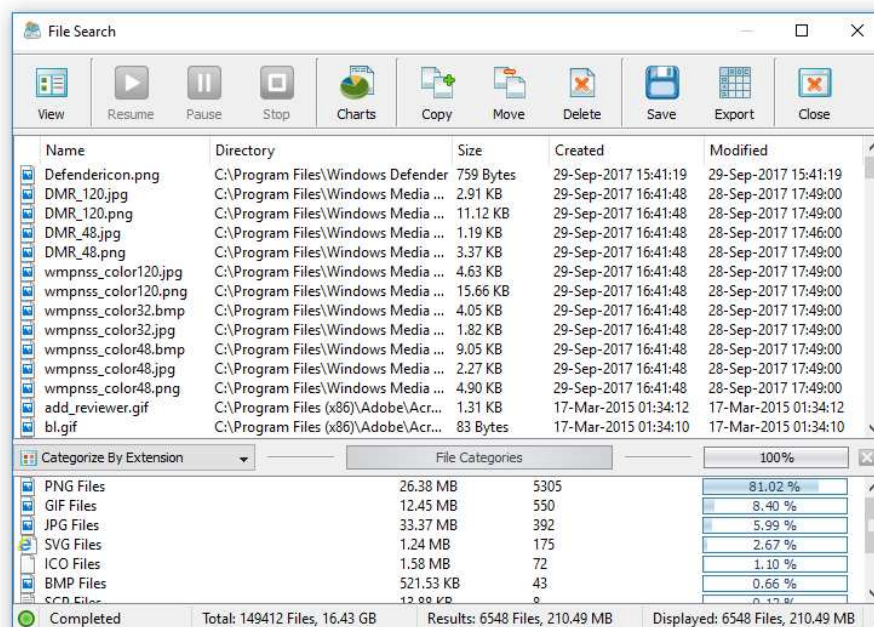
Every disk space analysis, file classification or duplicate files search report generated by DiskBoss includes the creation date, last modification date and last access date for all analyzed files making it possible to generate history disk space usage line charts showing how much disk space and how many files were created, last modified or last accessed during the last X days according to the time period specified on the summary report charts dialog.

Rule-Based File Search

DiskBoss provides powerful and flexible file search capabilities allowing one to search files using multiple file search criteria including the file name, file extension, file type, file size, last access, modification and creation dates, text or binary patterns, file attributes, user name, JPEG EXIF tags, etc. The user is provided with the ability to define composite file search command using multiple types of search rules combined with the AND/OR logical operators.



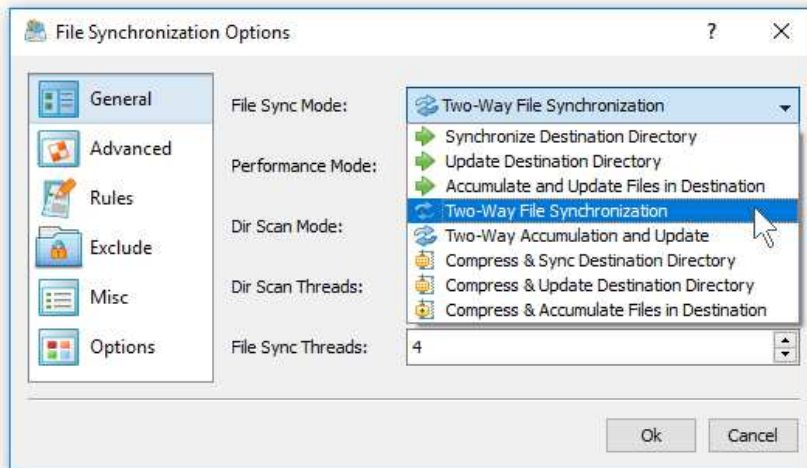
One of the most powerful capabilities of DiskBoss is the integration of the rule-based search features in almost all types of analysis and file management operations. For example, disk space analysis, duplicate files detection, file classification, file copy and file delete operations may be performed on files matching one or more user-specified rules and policies.



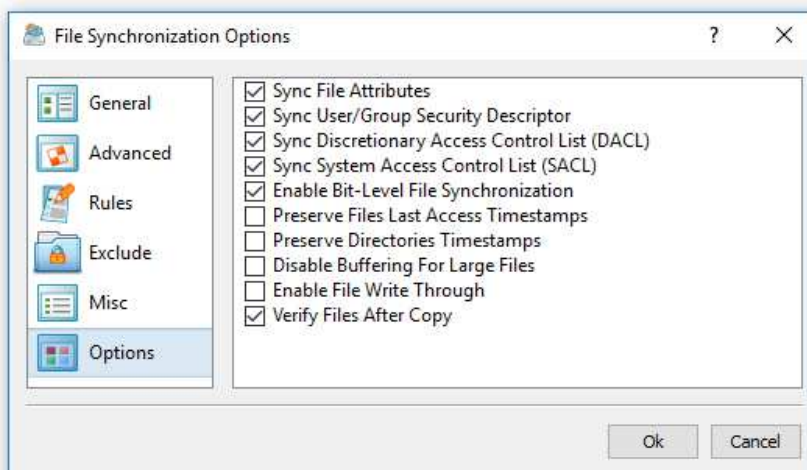
Users are provided with the ability to display file search results, save HTML, PDF, Excel, XML, text and CSV reports and perform file management operations on file search results. In addition, DiskBoss allows one to send e-mail notifications and/or execute custom actions when a search operation reaches a user-specified number of search results. Finally, IT and storage administrators are provided with advanced SQL database integration capabilities allowing one to submit file search reports into a centralized SQL database.

High-Speed File Synchronization

DiskBoss provides advanced file synchronization capabilities allowing one to synchronize files between disk, directories, network shares and NAS storage devices. The DiskBoss built-in file synchronization engine offers a number of one-way and two-way file synchronization modes, the ability to synchronize specific types of files, file compression capabilities and advanced performance tuning options.



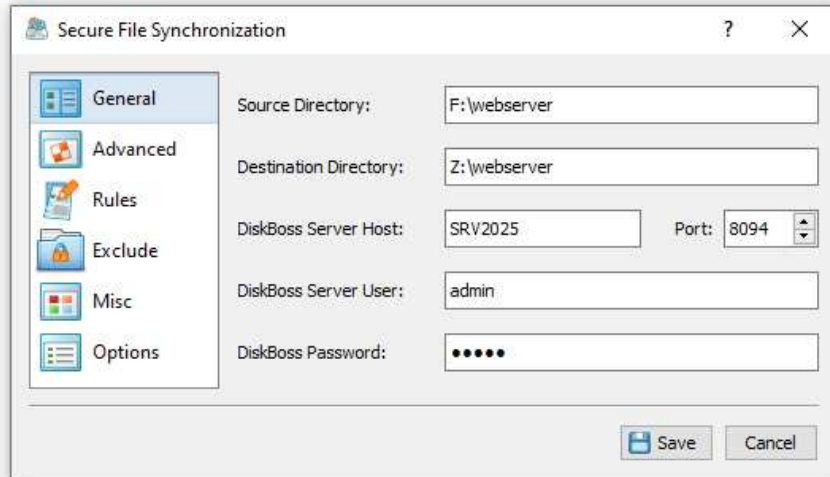
By default, file synchronization commands are executed in the preview mode, which provides the user with the ability to review and manually confirm each specific file synchronization action. Once a file sync command is tested and verified, the user can configure the command to run in a fully automatic, unattended stream file synchronization mode. The stream file synchronization mode performs all file synchronization actions on-the-fly, without showing the preview dialog and therefore it is much faster and optimized to synchronize huge file systems containing millions of files.



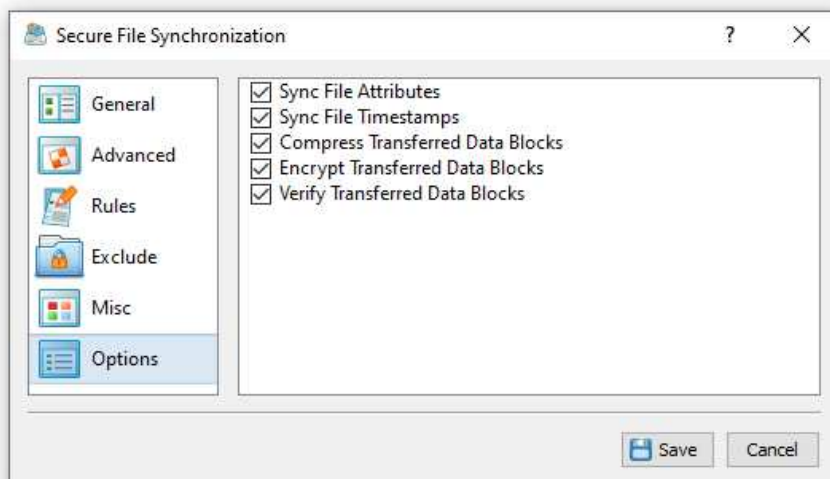
Frequently used file synchronization operations may be pre-configured as user-defined file synchronization commands, optimized for custom hardware and storage configurations and executed in a single mouse click. In addition, the DiskBoss command line utility may be used to execute DiskBoss file synchronization commands from shell scripts and batch files. Finally, DiskBoss Server allows one to schedule periodic file sync operations or trigger file sync operations in real-time after a user-specified number of file system changes.

Secure File Synchronization

DiskBoss Server provides secure file synchronization operations allowing one to synchronize files between servers without using network shares while encrypting transferred files using the AES-256 encryption algorithm. The user is provided with multiple one-way and two-way file synchronization modes, flexible performance optimization options, file matching rules allowing one to synchronize specific types of files or file groups, exclude directories and advanced file synchronization options.



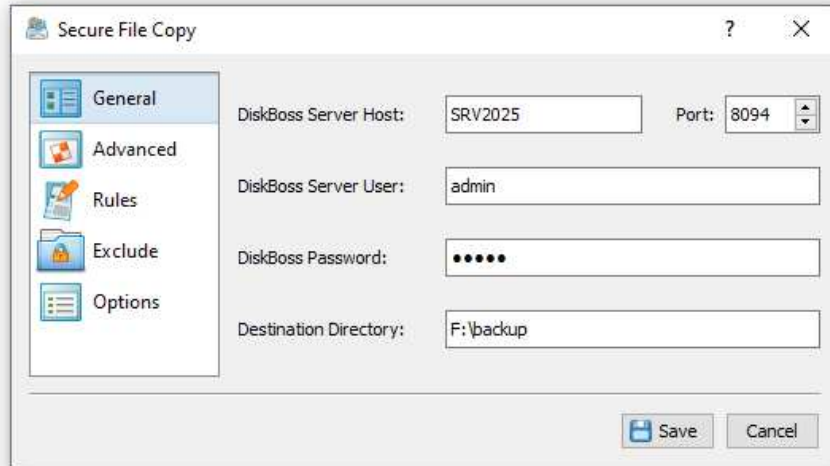
Secure file synchronization operations may be performed via the network without using network shares between DiskBoss Ultimate and DiskBoss Server or between two DiskBoss Servers. In order to perform a secure file synchronization operation, the user needs to configure a secure file sync command on the source server and specify a source directory, the host name or an IP address of the destination server and a destination directory on the destination server. DiskBoss Server or DiskBoss Enterprise should be running on the destination server and secure file transfers should be enabled on the 'Options' dialog.



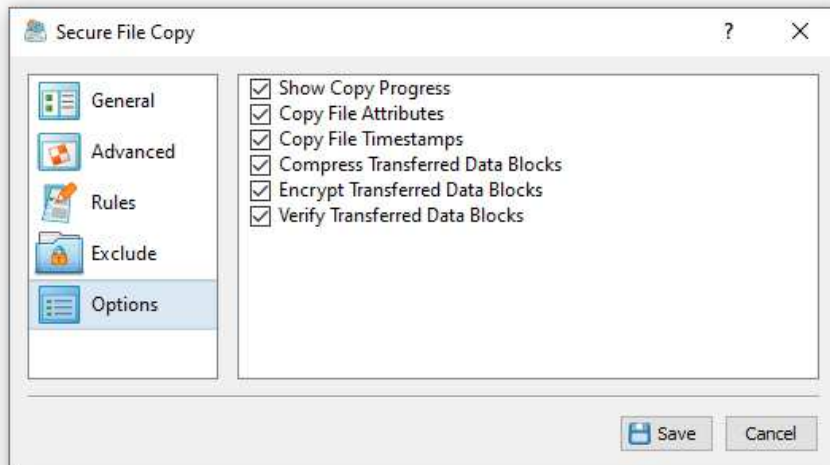
In order to enable encryption and/or compression of transferred files, open the secure file sync command dialog, select the 'Options' tab and enable all the required file transfer options. When the user enables encryption of transferred files, DiskBoss dynamically generates a random encryption key for each transferred file and encrypts each transferred data block using the AES-256 encryption algorithm. When the user enables verification of copied files, DiskBoss verifies all transferred data blocks using the SHA256 data signature algorithm.

Secure File Copy Operations

DiskBoss Server provides secure file copy operations allowing one to copy files from one server to another without using network shares while encrypting transferred data blocks using the AES-256 encryption algorithm. The user is provided with the ability to encrypt and/or compress transferred data blocks, transfer selected types of files or categories of files, exclude specific directories from the file copy operation and tune the performance of the file copy process for user-specific needs and hardware configurations.



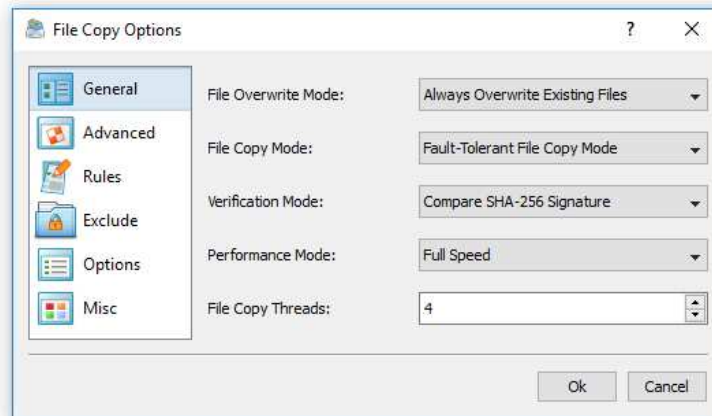
In order to perform a secure file copy operation, the user needs to install DiskBoss Server on the destination server and DiskBoss Ultimate or DiskBoss Server on the source server. For each secure file copy operation, the user can specify an unlimited number of source directories or files, the host name or an IP address of the destination DiskBoss Server and a directory on the destination server to copy files to.



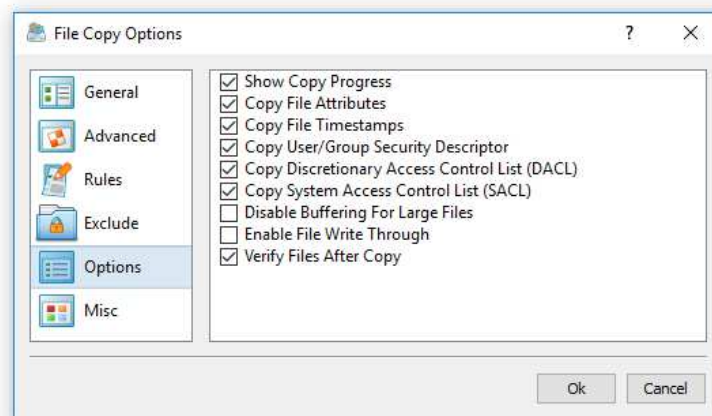
In order to enable encryption and/or compression of transferred data blocks for a secure file copy operation, open the secure file copy command dialog, select the 'Options' tab and enable all the required file transfer options. When the user enables the AES-256 encryption algorithm, DiskBoss dynamically generates a random encryption key for each transferred file. When the user enables the verification of copied files, DiskBoss verifies all transferred data blocks using the SHA256 data signature algorithm.

File Copy and Data Migration Operations

DiskBoss provides a large number of advanced file copy and data migration capabilities allowing one to copy vast numbers of files fast, efficiently and reliably. DiskBoss allows one to copy files including access control lists (ACLs), security attributes, user/group ownership information, timestamps and file attributes. In addition, the user is provided with the ability to copy files to a number of destination disks, directories or network shares allowing one to easily distribute files to a large number of servers or virtual machines through the network.



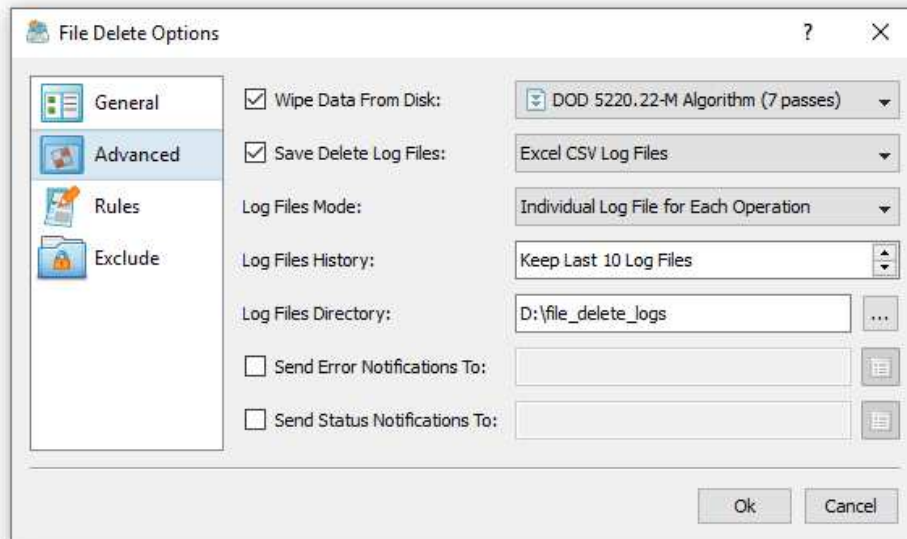
Users are provided with a large number of flexible file copy performance optimization options and fault tolerance capabilities allowing one to copy data at various speeds, recover failed file copy operations and minimize the potential impact on running production systems. The DiskBoss file copy engine is especially optimized for modern hardware platforms and is capable of copying file using multiple parallel file copy threads effectively utilizing powerful RAID controllers, multi-CPU/multi-core servers and Gigabit Ethernet networks.



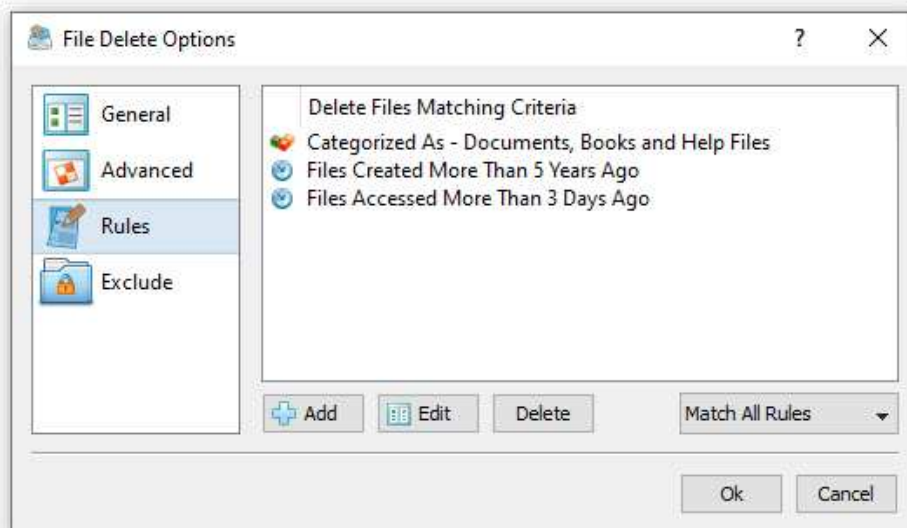
One of the most powerful capabilities of the DiskBoss file copy engine is the integration with file matching rules allowing one to copy specific types of files by the file name, type, size, location, creation, last modification or last access dates, file attributes, user name, etc. For example, the user is provided with the ability to copy a category of files with the file size larger than a specific value that were last modified during a specific period of time. In addition, DiskBoss Server provides the user with the ability to perform file copy operations periodically at specific time intervals or trigger pre-configured file copy commands when a user-specified number of changes are detected in a disk or directory. Finally, IT and storage administrators are provided with the DiskBoss command line utility, which is capable of executing pre-configured file copy commands from shell scripts and batch files and allowing one to integrate the DiskBoss file copy and data migration capabilities into 3rd party products and custom solutions.

Secure File Delete and Data Wiping

DiskBoss provides bulk file delete and secure data wiping operations allowing one to effectively delete huge numbers of files, securely wipe confidential information, schedule periodic file delete operations and perform policy-based file delete operations according to user-specified rules while saving file delete logs or exporting lists of deleted files to an SQL database.



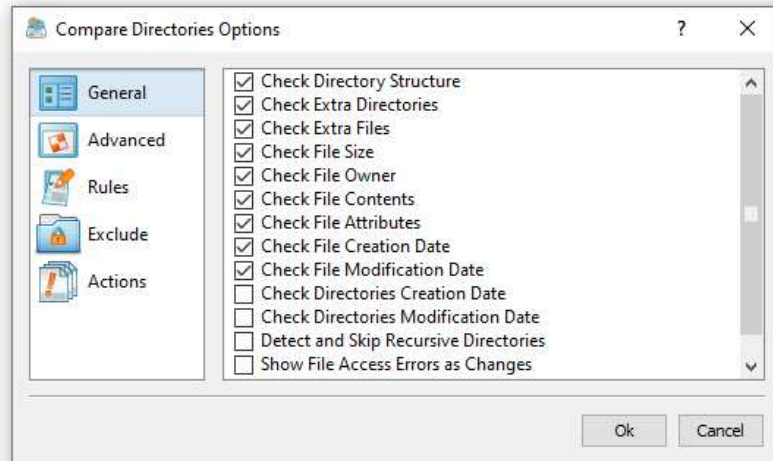
Users required to securely wipe confidential information are provided with a large number of different data wiping algorithms ranging from a simple, single-pass wipe to a powerful 7-pass, DOD 5220.22-M compliant data wiping algorithm. In addition, DiskBoss provides the ability to apply different types of delete operations for different types of files. For example, all types of documents and image files may be securely wiped while all other types of files just deleted.



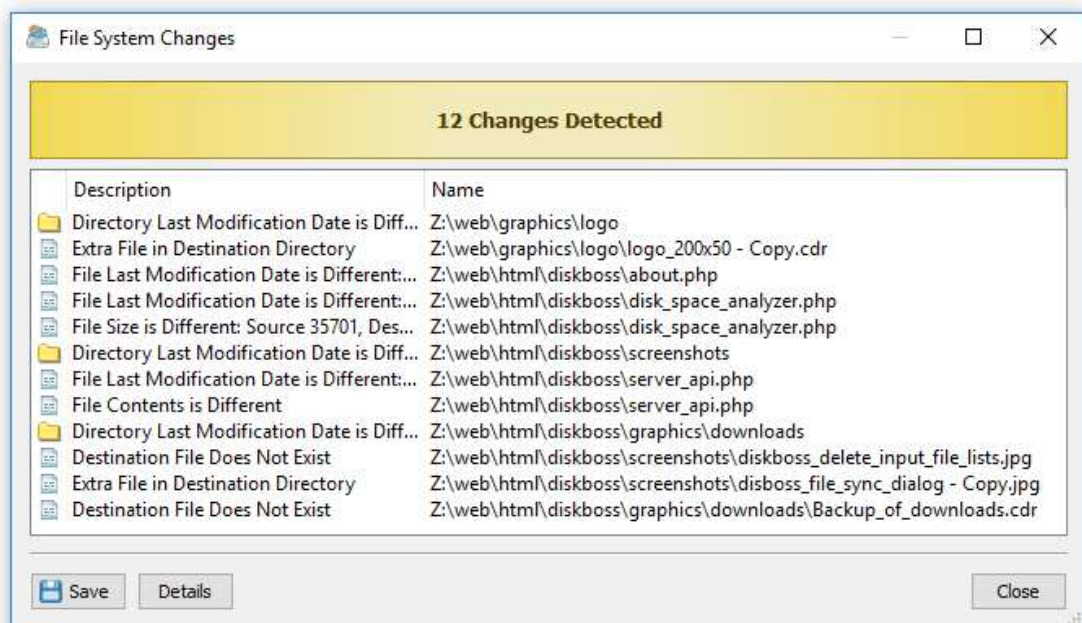
IT and storage administrators are provided with the ability to implement fully automated file retention policies using rule-based periodic file delete operations preconfigured to delete files based on file creation, last modification and/or last access dates. Finally, DiskBoss Server and DiskBoss Enterprise can be used to automatically enforce PCI, SOX and HIPPA compliance policies and perform file management operations on specific types of files and directories matching user-specified rules.

Files and Directories Compare Operations

DiskBoss provides the ability compare directories and detect changes in the directory structure, file contents, file size, file attributes, file ownership, creation and last modification dates. The user is provided with the ability to detect all changes between two directories and save reports into various report formats including HTML, PDF, text, Excel CSV and XML.



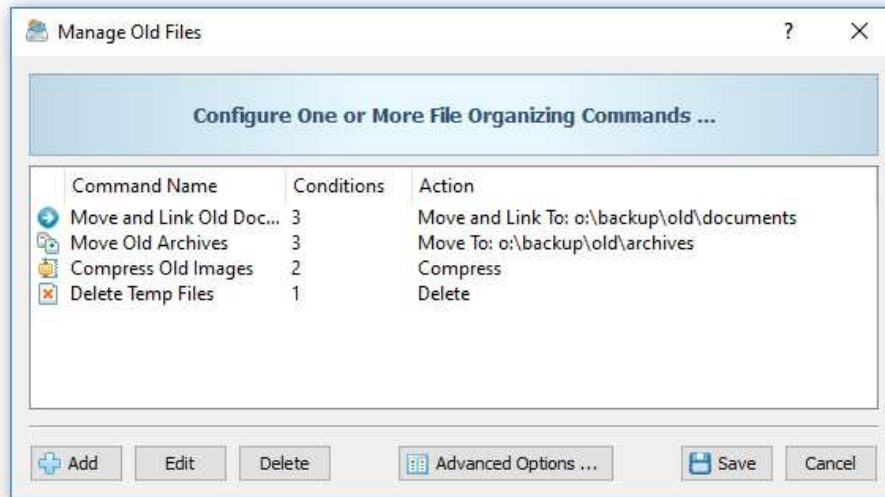
In addition, DiskBoss allows one to select which types of changes to detect, compare specific types of files using flexible file matching rules, exclude special subdirectories from the directories comparison process, customize various performance optimization options and export detected changes to an SQL database.



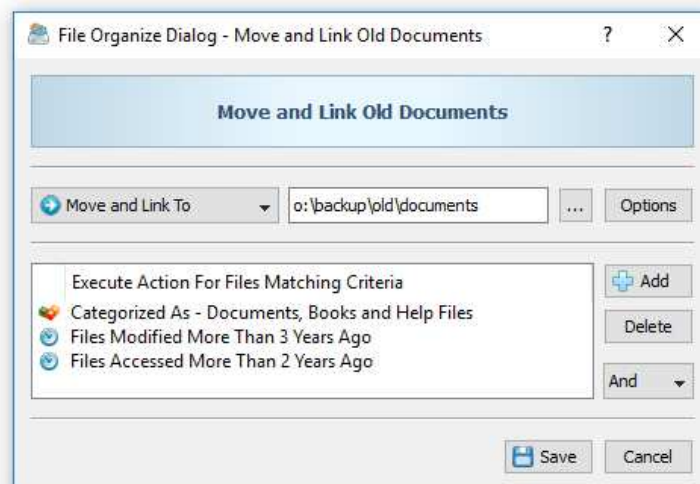
IT professionals and storage administrators are provided with the ability to schedule periodic execution of directory comparison operations and configure conditional actions allowing one to automatically save various types of reports, send E-Mail notifications and/or execute file synchronization or custom file management operations when a directory comparison operation detects a user-specified number of changes.

Automated, Policy-Based File Management

DiskBoss provides a rich and powerful set of automated, policy-based file management capabilities allowing one to copy, move, delete, compress, link, etc. files or groups of files matching user-specified rules and policies based on the file name, file type, extension, location, last access date, modification date, creation date, binary and text patterns, file size, file attributes, user name, JPEG EXIF tags, etc.



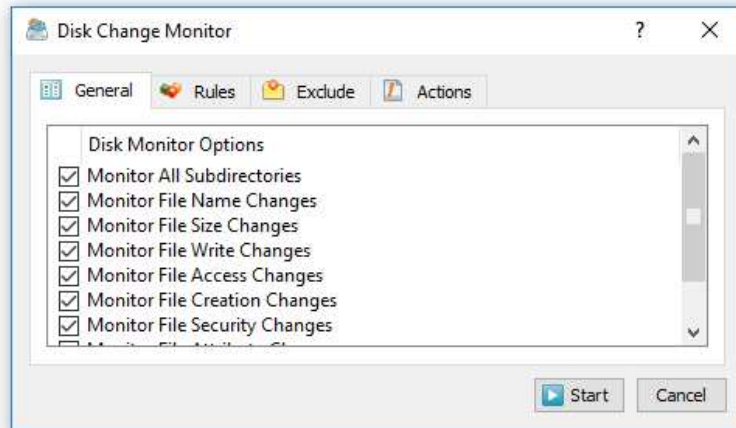
The user is provided with the ability to define one or more file management operations to be executed and specify one or more file matching rules defining files or types of files the file management operations should be performed on. During runtime, DiskBoss will scan input disks, directories and network shares, select files using file matching rules and perform the specified file management operations on files matching the rules.



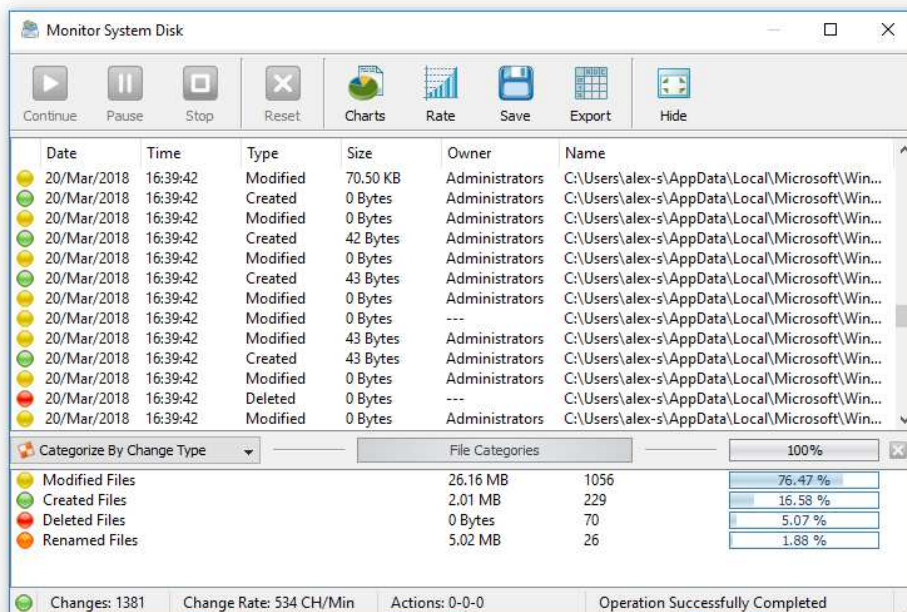
In order to ensure proper operation of automated file management operations, DiskBoss provides an easy-to-use preview mode allowing one to review and manually confirm each specific file management operation. Once tested and validated in the preview mode, file management operations may be configured to run in a fully-automatic and unattended mode, scheduled to be executed periodically, triggered by changes in a disk or directory or executed from a shell script or a batch file using the DiskBoss command line utility.

Real-Time Disk Change Monitor

DiskBoss Ultimate and DiskBoss Server include a real-time disk change monitor capable of detecting newly created, modified and deleted files. The real-time disk change monitor provides the user with the ability to monitor one or more disks or directories, detect all changes made in the monitored file systems, send E-Mail notifications, save HTML, PDF, XML, text and Excel CSV reports, export disk changes to an SQL database, automatically trigger DiskBoss file management operations and/or execute user-custom commands or batch files.



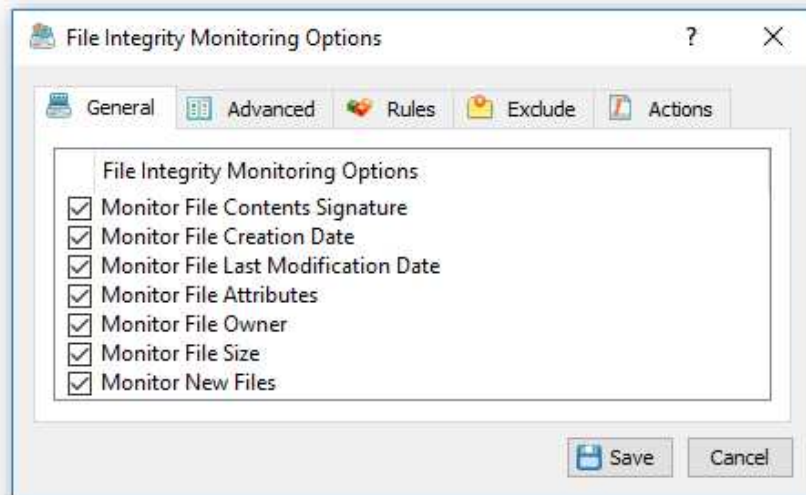
The real-time disk change monitor allows one to monitor specific types of files or file groups using flexible file matching rules. In addition, the user is provided with the ability to execute pre-configured file management commands as actions triggered by a disk change monitoring operation. For example, a user-defined file synchronization command may be automatically triggered after each X changes in a disk or directory effectively providing real-time file synchronization capabilities.



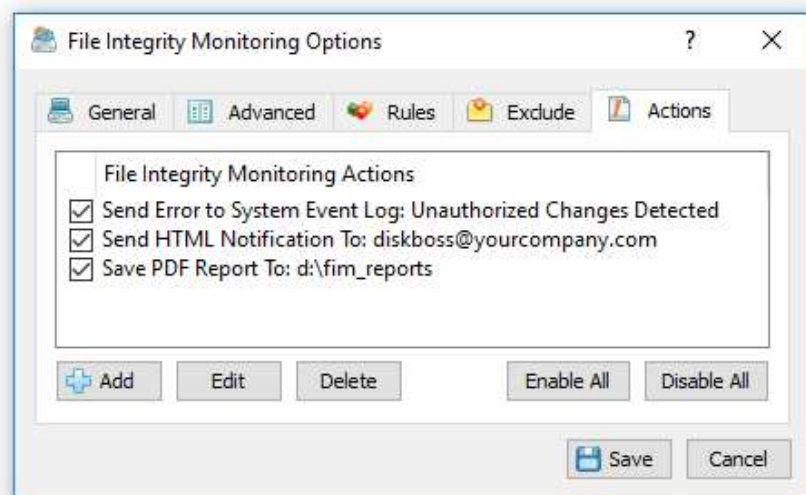
Finally, IT and storage administrators are provided with the ability to trigger file integrity monitoring operations based on real-time disk activities, automatically validate authenticity of critical system files, prevent malicious software from making any changes in the operating system files and ensure security of critical production servers.

File Integrity Monitor

DiskBoss Ultimate and DiskBoss Server provide a file integrity monitor allowing one to save digital signatures of critical system files and then periodically monitor the integrity of critical system files, detect unauthorized changes, save HTML, PDF, text, Excel CSV and XML reports and send E-Mail notifications.



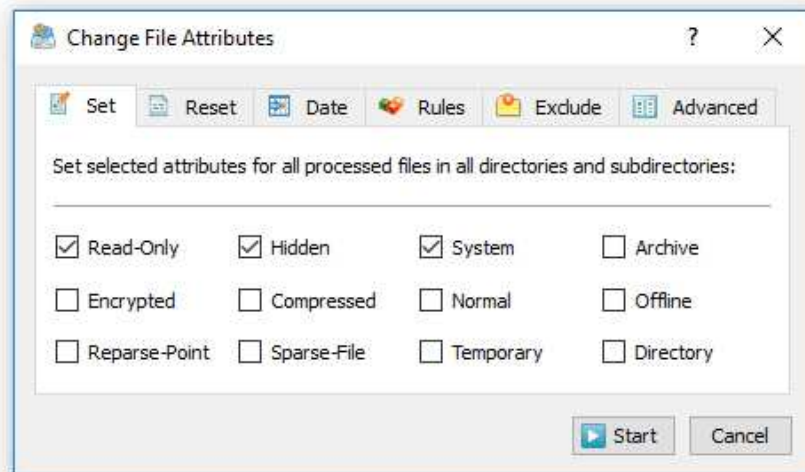
The user is provided with the ability to specify one or more disks or directories to be monitored, select which types of files should be monitored, types of changes that should be detected and optionally save reports, send E-Mail notifications or execute custom commands when a user-specified number of changes is detected.



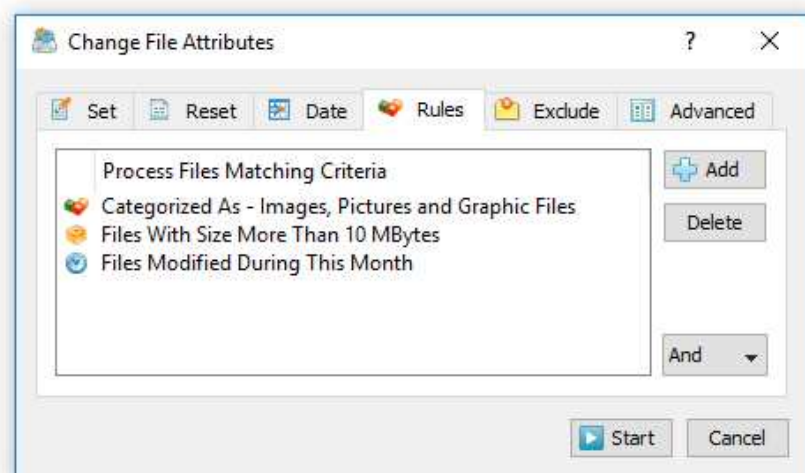
In addition to the file integrity monitoring capabilities available in the DiskBoss GUI application, DiskBoss provides a command line utility allowing one to verify the integrity of critical system files, save reports and send E-Mail notifications from shell scripts and batch files. Finally, DiskBoss Server, which runs in the background as a service, allows one to periodically monitor the integrity of system files in critical servers and NAS storage devices.

Bulk File Attribute Changer

DiskBoss includes a bulk file attribute changer allowing one to process one or more disks or directories and change file attributes, creation dates, last modification dates and last access dates. The bulk file attributes changes provides a large number of advanced options allowing one to process specific types of files, perform multiple operations during a single scan through the file system, exclude directories from the scanning process, etc.



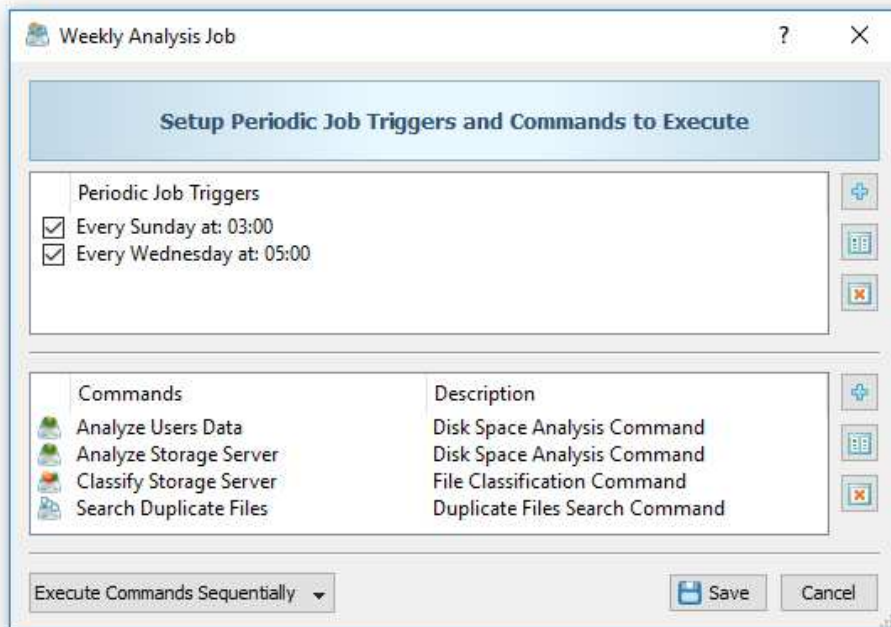
DiskBoss allows one to change file attributes and/or file timestamps for files matching user-specified rules. For example, the user is provided with the ability to change file attributes for all types of images with the file size more than X MB. Multiple different types of file matching rules may be used to precisely select files to be processed.



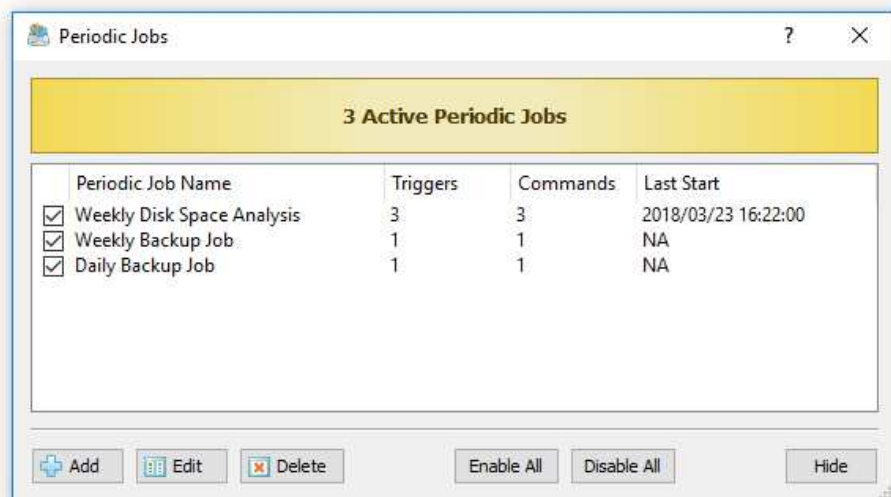
The bulk file attribute changer is optimized for modern multi-core and multi-CPU servers and can scan directories and process files using a number of CPU or CPU cores according to user-specific needs and requirements. In addition, the user is provided with advanced parallel directory scanning capabilities allowing one to process files and change file attributes and/or file timestamps for millions of files very effectively.

Periodic Analysis and File Management Operations

DiskBoss Server provides the ability to execute disk space analysis and file management operations periodically at specific time intervals, weekly or monthly schedules, etc. The user is provided with the ability to define an unlimited number of periodic jobs with each one configured to execute one or more disk space analysis or file management commands.



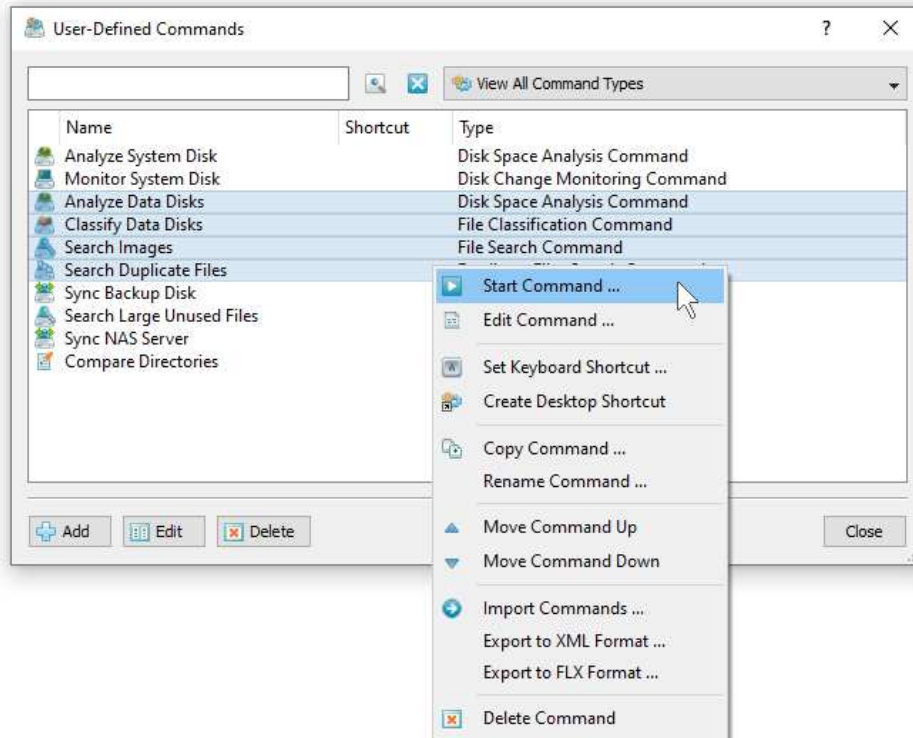
Each periodic job can be started by multiple hourly, daily, weekly and/or monthly triggers with different schedules for each trigger allowing one to execute disk space analysis and file management operations at different times depending on the week day, month day, etc. In addition, the user is provided with the ability to execute multiple disk space analysis and/or file management operations in each periodic job.



By default, DiskBoss executes multiple commands specified in a periodic job sequentially one after one. In some situations, when processing or analyzing files located on multiple physical disks or multiple servers or NAS storage devices, it may be more effective to execute multiple disk space analysis or file management operations in parallel.

Pre-Configured File Management Commands

DiskBoss is a powerful and flexible product providing a large number of features, capabilities and configuration options allowing one to perform many types of different disk space analysis and file management operations. In order to simplify management and execution of frequently used operations, DiskBoss provides the user with the ability to add user-defined disk space analysis and file management commands pre-configured for user-specific hardware and storage configurations.



All types of disk analysis and file management operations such as disk space analysis, file classification, duplicate files detection, file organizing, file search, file synchronization, copy, move, delete and disk change monitoring may be saved as user-defined commands, pre-configured for user-specific needs and custom hardware configurations and executed in a single click using the main GUI application or the DiskBoss command line utility.

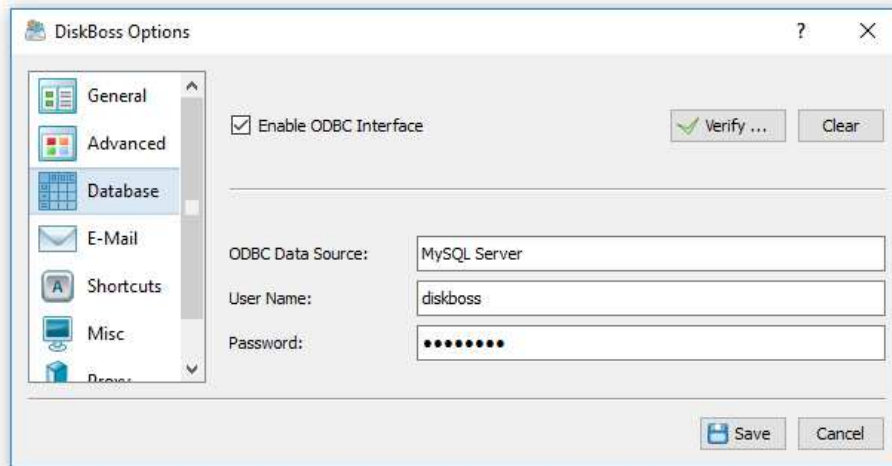
The user is provided with the ability to create direct desktop shortcuts for user-defined file management commands and execute any command directly from the Windows desktop without starting the DiskBoss main GUI application.

Moreover, DiskBoss allows one to design user-defined disk analysis and file management commands using an open and easy-to-use XML-Based format, which may be imported into the DiskBoss GUI application or executed by the command line utility. Pre-configured and tested disk analysis and file management commands may be easily and safely executed on multiple servers and desktop computers minimizing risks or potential operator-related errors.

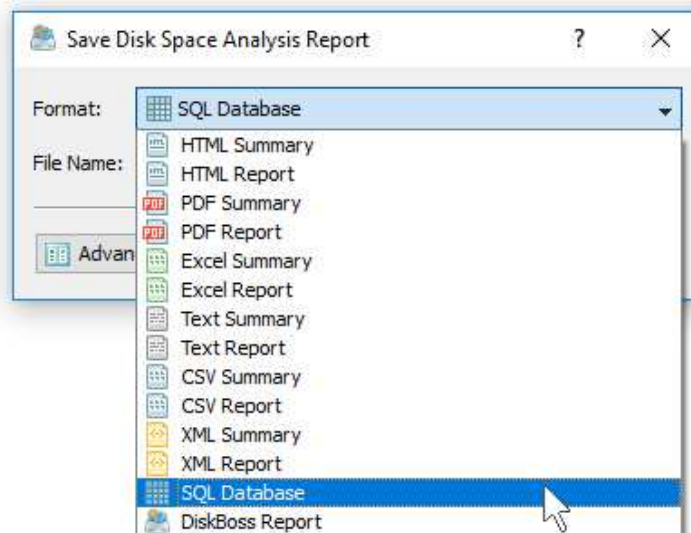
One of the most powerful capabilities of DiskBoss is the integration of different types of user-defined disk space analysis and file management commands, which provides the user with the ability to combine multiple operations in order to fully automate frequently performed and time consuming operations. For example, a disk space analysis operation configured to detect large amounts of old, unused files may automatically trigger a rule-based file management operation, which will archive, move or delete these specific files.

SQL Database Integration

DiskBoss Ultimate and DiskBoss Server provide the ability to submit disk space analysis, file classification, duplicate files, disk change monitoring and file search results into a centralized SQL database through the ODBC interface.



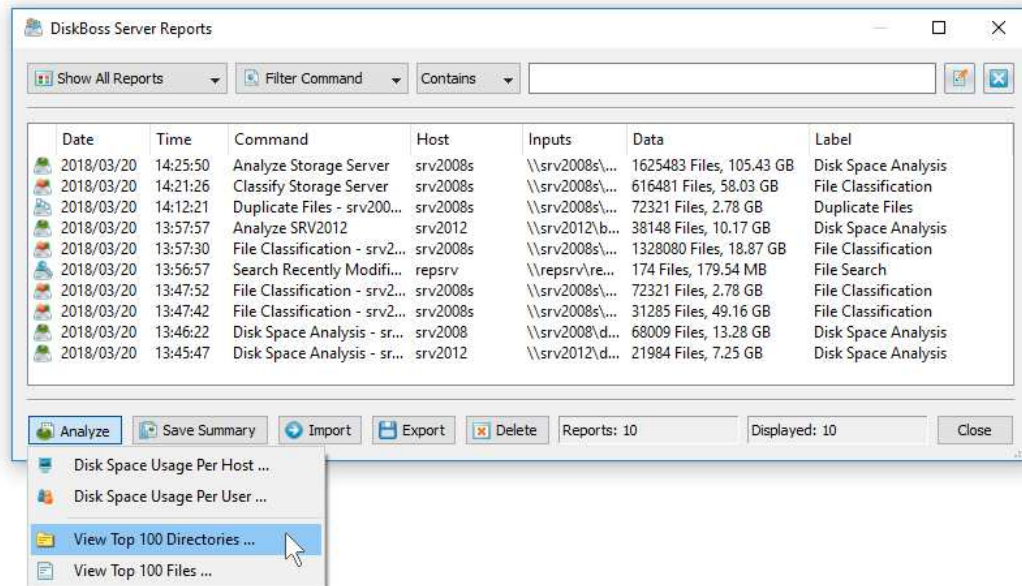
In order to connect DiskBoss to an SQL database, open the options dialog, select the 'Database' tab and specify an ODBC data source, user name and password. Once finished specifying the required information, press the 'Verify' button to check the database connection.



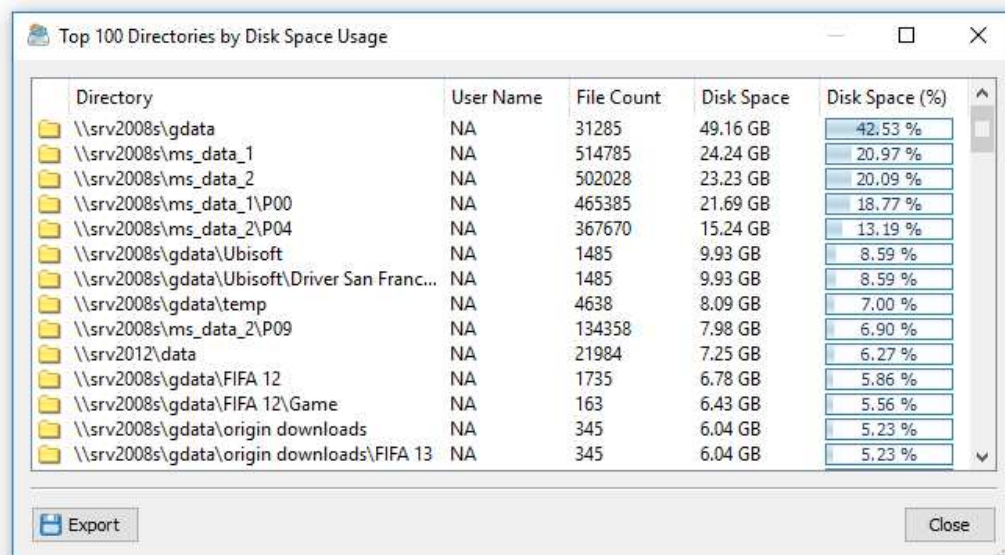
Disk space analysis, file classification, duplicate files detection, disk change monitoring and file search results may be saved into an SQL database in a very similar way. Just press the 'Save' button on the results dialog and select the 'SQL Database' report format.

Analyzing Disk Space Usage Per Directory

DiskBoss Server and DiskBoss Enterprise allow one to save disk space usage reports from multiple servers, desktop and/or laptop computers to a centralized reports database and then analyze disk space usage per directory across the entire enterprise.



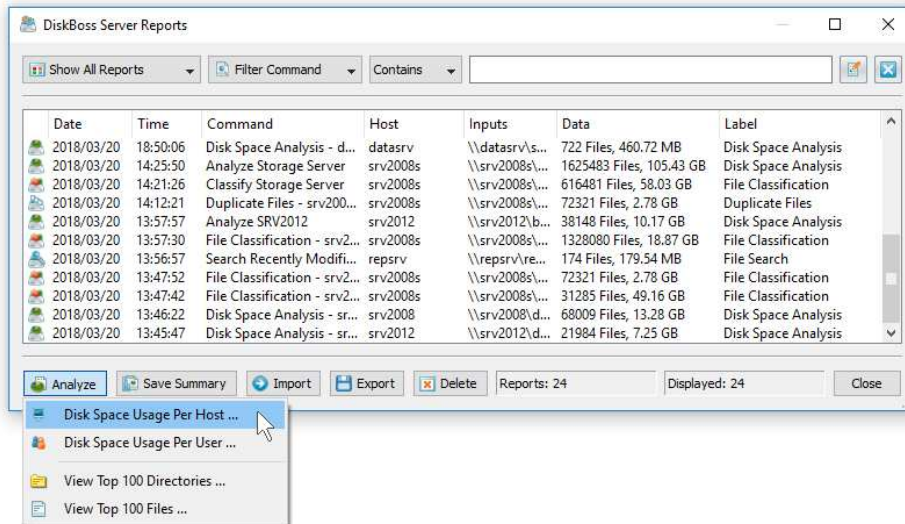
In order to perform the directories analysis, analyze disk space usage in one or more servers and/or NAS storage devices, open the 'Reports' dialog, press the 'Analyze' button and select the 'View Top Directories' menu item.



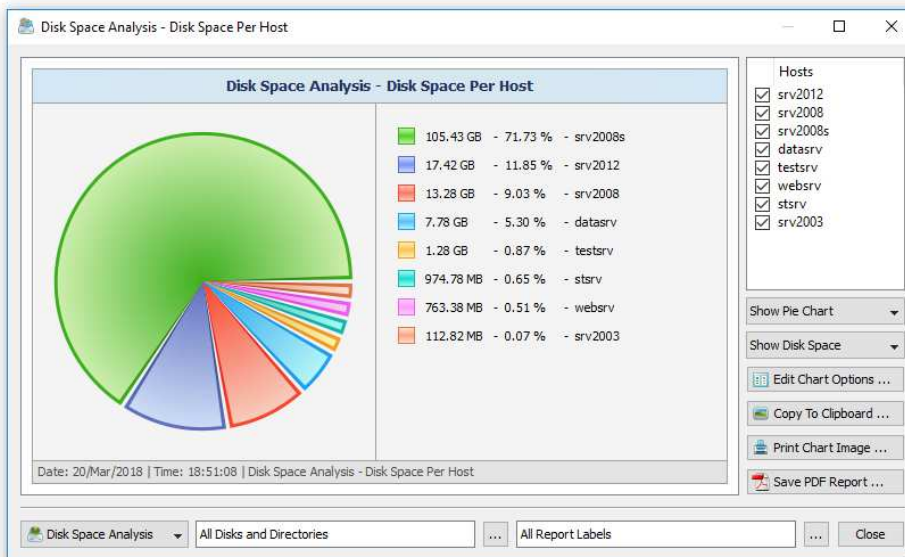
The directories analysis dialog displays a list of top X directories sorted by the used disk space and shows the host name, user name, the used disk space and the number of files for each directory allowing one to easily see who is using most of the disk space and where these files are located on the network. In addition, the directories analysis dialog provides the ability to display the list of top directories into a number of standard formats.

Analyzing Disk Space Usage per Server

DiskBoss Server and DiskBoss Enterprise provide the ability to automatically detect all servers and NAS storage devices on the network, analyze hundreds of servers and/or NAS storage devices via the network, submit analysis reports to a centralized report database and display charts showing the used disk space, file categories and the number of duplicate files per server or NAS storage device across the entire enterprise.



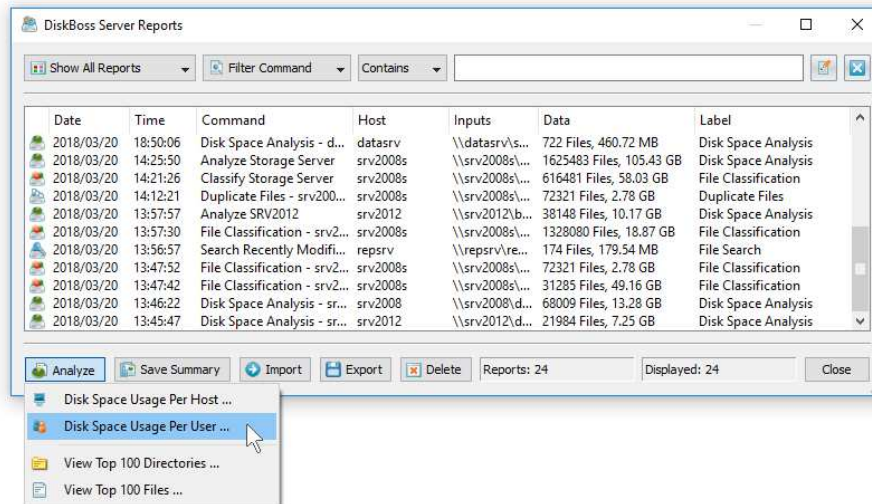
In order to analyze disk space usage per server, perform one or more disk space analysis, file classification and/or duplicate files search operations on multiple servers and/or NAS storage devices, open the 'Reports' dialog, press the 'Analyze' button and select the 'Analyze Disk Space Usage Per Host' menu item. DiskBoss will analyze all reports saved in the reports database and display the hosts analysis dialog showing the disk space usage per host.



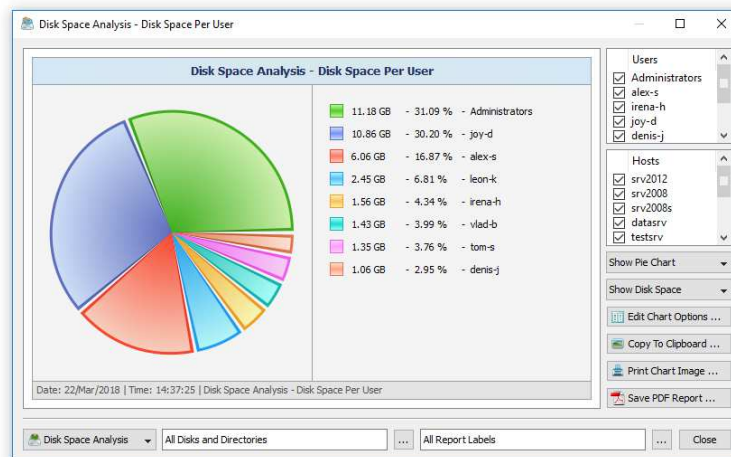
The hosts analysis dialog provides the ability to display pie charts and bars charts showing the disk space usage, file categories, the number of duplicate files and the amount of duplicate disk space per host according to analysis reports saved in the reports database. The user is provided with the ability to select types of disk analysis operations, file categories and file system locations to analyze, edit the chart header and footer, copy the chart image to the clipboard and export graphical PDF reports including pie charts.

Analyzing Disk Space Usage per User

DiskBoss Server and DiskBoss Enterprise provide the ability to automatically detect all servers and NAS storage devices on the network, analyze hundreds of servers and/or NAS storage devices via the network, submit analysis reports to a centralized report database and display charts showing the used disk space, file categories and the number of duplicate files per user across the entire enterprise.



In order to analyze disk space usage per user, perform one or more disk space analysis, file classification and/or duplicate files search operations on multiple servers and/or NAS storage devices, open the 'Reports' dialog, press the 'Analyze' button and select the 'Analyze Disk Space Usage Per User' menu item. DiskBoss will analyze all reports saved in the reports database and display the users analysis dialog showing the disk space usage per user.

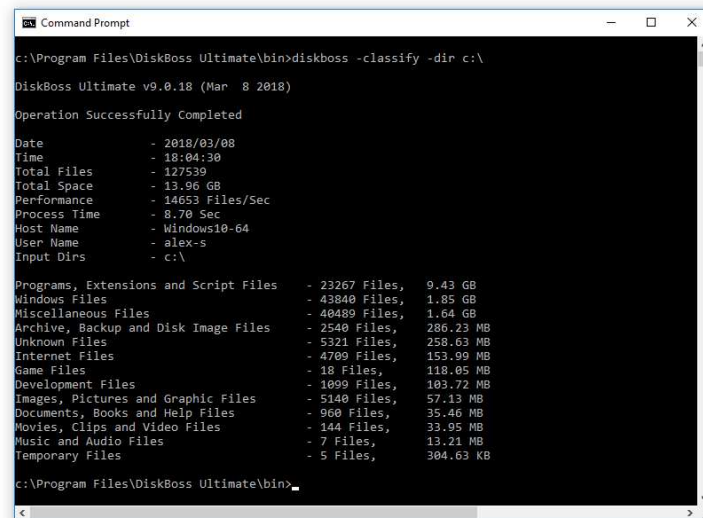


The users analysis dialog provides the ability to display pie charts and bars charts showing the disk space usage, file categories, the number of duplicate files and the amount of duplicate disk space per user according to analysis reports saved in the reports database. The user is provided with the ability to select types of disk analysis operations, file categories and file system locations to analyze, edit the chart header and footer, copy the chart image to the clipboard and export graphical PDF reports including pie charts.

IMPORTANT: In order to be able to display the disk space usage per user, all disk space analysis, file classification and duplicate files search operations should be configured to process and display files user names.

DiskBoss Command Line Utility

In addition to the DiskBoss GUI application, DiskBoss Ultimate and DiskBoss Server provide a command line utility allowing one to perform all types of disk space analysis, file classification and data management operations from scripts and batch files. The command line utility provides the ability to automate execution of multiple operations and execute per-configured disk space analysis, file classification, file search and data management commands.



```

c:\Program Files\DiskBoss Ultimate\bin>diskboss -classify -dir c:\

DiskBoss Ultimate v9.0.18 (Mar  8 2018)

Operation Successfully Completed

Date           - 2018/03/08
Time           - 18:04:30
Total Files    - 127539
Total Space    - 13.96 GB
Performance    - 14653 Files/Sec
Process Time   - 8.70 Sec
Host Name      - Windows10-64
User Name     - alex-s
Input Dirs     - c:\

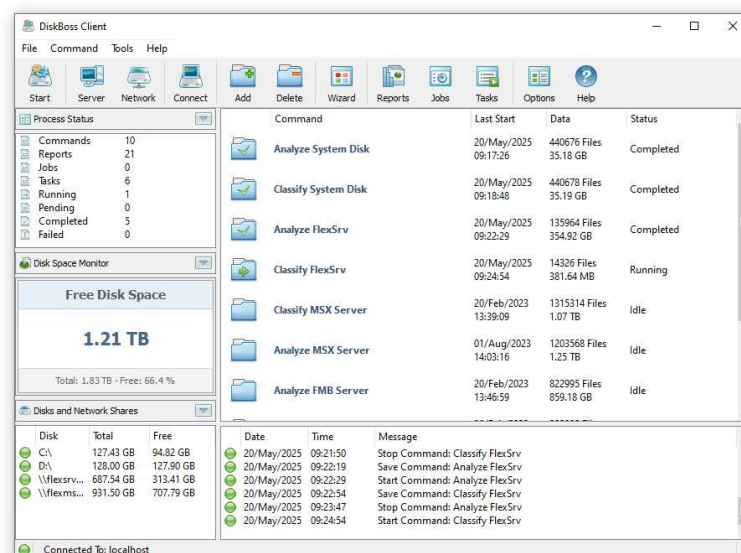
Programs, Extensions and Script Files - 23267 Files, 9.43 GB
Windows Files                          - 43840 Files, 1.85 GB
Miscellaneous Files                    - 40489 Files, 1.64 GB
Archive, Backup and Disk Image Files   - 2540 Files, 286.23 MB
Unknown Files                          - 5321 Files, 258.63 MB
Internet Files                         - 4709 Files, 153.99 MB
Game Files                             - 18 Files, 118.05 MB
Development Files                      - 1099 Files, 183.72 MB
Images, Pictures and Graphic Files     - 5140 Files, 57.13 MB
Documents, Books and Help Files        - 960 Files, 35.46 MB
Movies, Clips and Video Files          - 144 Files, 33.95 MB
Music and Audio Files                  - 7 Files, 13.21 MB
Temporary Files                        - 5 Files, 384.63 KB

c:\Program Files\DiskBoss Ultimate\bin>

```

DiskBoss Server and DiskBoss Enterprise

IT professionals and storage administrators are provided with two server-based product version, named DiskBoss Server and DiskBoss Enterprise, which run in the background as a service and allow one to perform automated, scheduled disk analysis, file synchronization, disk monitoring and data management operations according to user-defined rules and policies.

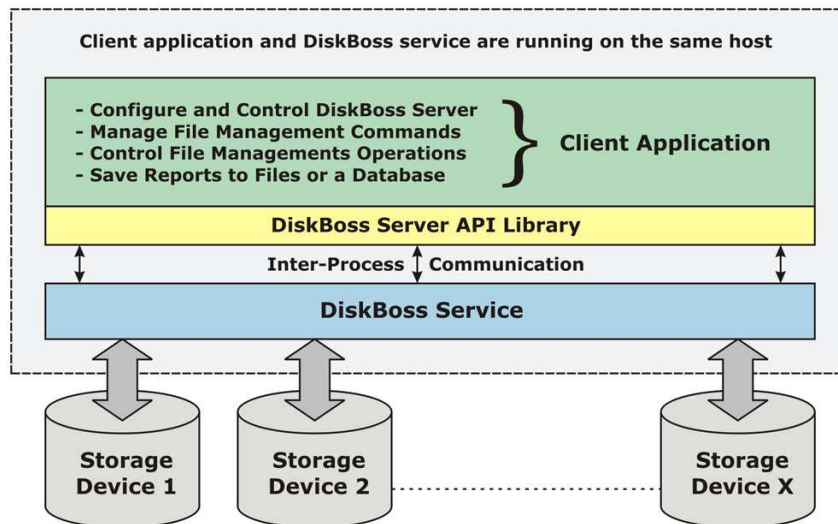


The user is provided with a client GUI application and a command line utility, which can manage and control one or more DiskBoss Servers locally or through the network. The DiskBoss client GUI application allows one to configure various types of disk space analysis, file search, disk change monitoring and data management operations, review analysis results, save HTML, PDF, Excel, text, JSON, CSV and XML reports, generate various types of charts and schedule periodic disk space analysis and data management operations.

DiskBoss Server SDK and Programming API

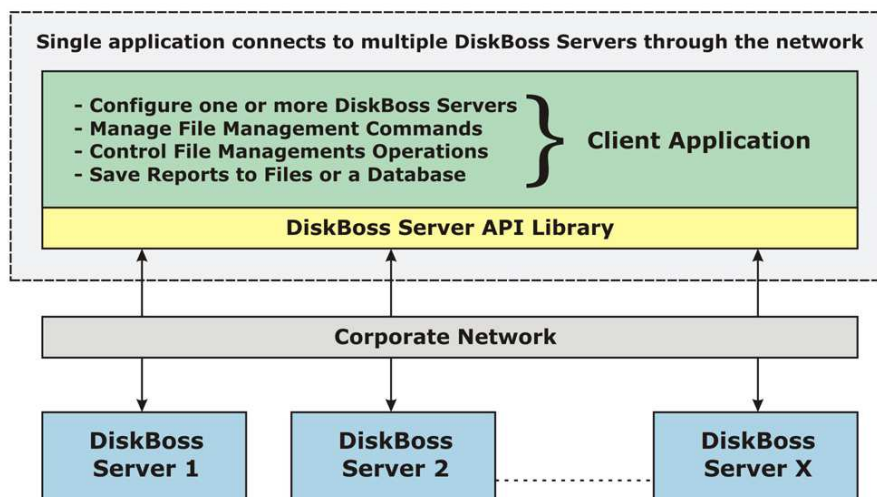
DiskBoss Server provides a software development kit (SDK) and a C/C++ programming API library allowing one to control a single DiskBoss Server on the same host where the client application is running on or multiple DiskBoss servers running on a number of hosts connected to the same local network.

Managing Multiple Storage Devices Using a Single DiskBoss Server



In a single-host setup, the DiskBoss API library connects locally to the DiskBoss server, which runs in the background as a service. The DiskBoss API library provides the user with the ability to configure the server, setup user-defined file management commands, control file management operations and save results to file reports or an SQL database.

Managing Multiple DiskBoss Servers Using a Single Client Application



In a multi-host configuration, the DiskBoss API library connects to one or more DiskBoss Servers through the network allowing one to configure, manage and control multiple DiskBoss servers using a single client application. For more information about the DiskBoss Server software development kit (SDK) and programming API refer to:

https://www.diskboss.com/documents/diskboss_server_api.pdf

DiskBoss Product Versions

Feature	Pro	Ultimate	Server	Enterprise
Maximum Number of Files	25 M	50 M	100 M	Unlimited
Maximum Storage Capacity	25 TB	50 TB	100 TB	Unlimited
Maximum Number of Network Shares	25	50	100	Unlimited
Maximum Number of Parallel Tasks	25	50	100	Unlimited
Maximum Predefined Commands	25	50	100	Unlimited
Support for Unicode File Names	Yes	Yes	Yes	Yes
Support for Long File Names	Yes	Yes	Yes	Yes
File Classification Operations	Yes	Yes	Yes	Yes
Disk Space Analysis Operations	Yes	Yes	Yes	Yes
Duplicate Files Search and Cleanup	Yes	Yes	Yes	Yes
Recoverable File Copy Operations	Yes	Yes	Yes	Yes
File Synchronization Operations	Yes	Yes	Yes	Yes
Copy ACLs and Security Attributes	Yes	Yes	Yes	Yes
Compressed File Synchronization	x	Yes	Yes	Yes
DiskBoss Command Line Utility	x	Yes	Yes	Yes
Scheduled Periodic Operations	x	Yes	Yes	Yes
File Integrity Monitor	x	Yes	Yes	Yes
Real-Time Disk Change Monitor	x	Yes	Yes	Yes
Policy-Based File Management	x	Yes	Yes	Yes
Copy Files to Multiple Destinations	x	Yes	Yes	Yes
SQL Database Integration	x	Yes	Yes	Yes
Runs in the Background as a Service	x	x	Yes	Yes
Manageable Through the Network	x	x	Yes	Yes
DiskBoss Client GUI Application	x	x	Yes	Yes
Secure File Copy Operations	x	x	Yes	Yes
Secure File Sync Operations	x	x	Yes	Yes
Real-Time File Sync Operations	x	x	Yes	Yes
Programming API and SDK	x	x	Yes	Yes
Batch Analysis and Search Operations	x	x	x	Yes
Support For Multi-User Configurations	x	x	x	Yes
Web-Based Management Interface	x	x	x	Yes
License	\$50 Free Trial	\$125 Free Trial	\$250 Free Trial	\$450 Free Trial

* Product features, prices and license terms are subject to change without notice.

** A license allows one to use the product on a single physical or virtual host computer.